

Rathbone SICAV Multi-Asset Total Return Portfolio

Investment objective

The sub-fund's objective is to deliver a greater total return (+2% after fees) than the Bank of England's Base Rate, over any three-year period by investing with the Liquidity, Equity-type risk and Diversifiers assets (LED) framework developed by the investment manager.

The sub-fund aims to deliver this return with no more than one-third of the volatility of the FTSE Developed Markets Index. There is no guarantee that the sub-fund will achieve a positive return over this, or any other, period and you may not get back the original amount you invested.

Fund facts

Investment manager

Rathbone Unit Trust Management Limited

Depository

HSBC France, Luxembourg branch

Product type

SICAV

Date launched

Sub-fund: May 2016

Size of fund†

Sub-fund: £65.89m††

Share price

Daily prices available at rathbonefunds.com

Total no. of holdings

115

Initial charge

Up to 3%^{^^}

Annual management charge (AMC)

1.50%

MiFID II charges

Ongoing charges figure (OCF) as at 31.03.2022

L0: 1.83%^{^^^}

Transaction costs

L0: 0.06%^{^^^}

Total MiFID II charges

L0: 1.89%^{^^^}

The MiFID II charges include the ongoing charges figure (OCF) and transaction costs. PRIIPs compliant*

Minimum investment (initial/additional)

£1,000,000 / £500

Reporting status

Yes

Fund codes

ISIN (L0 Acc GBP): LU1396460377

ISIN (P1 Acc GBP): LU1487322130

ISIN (P2 Acc GBP): LU1487322304

ISIN (P3 Acc GBP): LU1487322486

ISIN (L0 Acc USD): LU2432164783

Dealing/valuation

Forward daily: 9.00am-5.00pm CET

Valuation point: 1.00pm CET

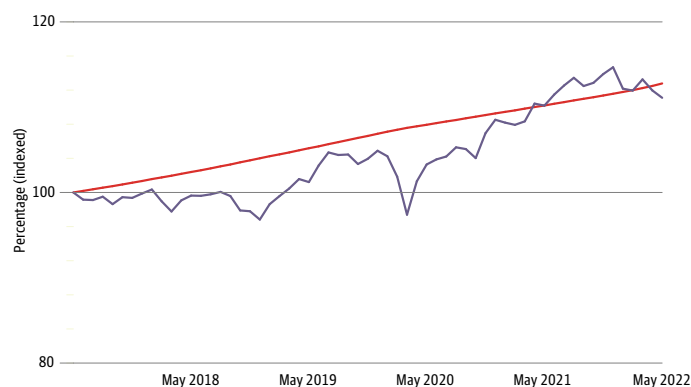
Dealing/valuation: +352 40 46 46 766

Information line: +44 (0)20 7399 0800

Product availability

For more information, please see our 'distribution partners' on the 'How to Invest' section of our website rathbonefunds.com

Fund performance over 5 years



— Rathbone SICAV Total Return Portfolio

— Bank of England Base Rate +2%

31 May 17 to 31 May 22, mid-mid, UK basic rate, percentage change.

Management



David Coombs

Fund Manager, Head of Multi-Asset Investments

David heads up the team responsible for managing the Rathbone Multi-Asset Portfolios. He joined Rathbones in 2007 after spending 19 years with Baring Asset Management where he managed multi-asset funds and segregated mandates. His career began with Hambros Bank in 1984.



Will McIntosh-Whyte

Fund Manager

Will is a fund manager on the Rathbone Multi-Asset Portfolios, the offshore Luxembourg-based SICAVs as well as the Rathbone Managed Portfolio Service (MPS), working alongside David Coombs. Will joined Rathbones in 2007 having graduated from UMIST with a BSc Hons in Management and is a CFA Charterholder.

Risk and reward profile

1 2 3 4 5 6 7

Lower potential risk/reward (Not risk-free) Higher potential risk/reward

For more information, please see the KIIDs.

Ratings and awards



David Coombs



Fund performance and volatility*

Data as at 31.05.22	YTD	1 year	3 years	5 years	Since launch
Rathbone SICAV Total Return Portfolio	-3.12%	0.83%	9.76%	11.10%	18.59%
Bank of England Base Rate +2%	1.08%	2.34%	7.21%	12.77%	15.41%
Volatility as % of FTSE Developed Index**		34.30%	36.98%	35.34%	34.49%

Discrete performance, to previous quarter. 12 months ending:	Mar 22	Mar 21	Mar 20	Mar 19	Mar 18
Rathbone SICAV Total Return Portfolio	4.54%	11.24%	-3.06%	2.76%	-1.35%
Bank of England Base Rate +2%	2.19%	2.10%	2.75%	2.68%	2.35%

Risk analysis	Max drawdown***	Sharpe ratio***	Volatility***
Rathbone SICAV Total Return Portfolio	-7.15	0.54	5.24%
FTSE Developed Index	-15.68	-	14.17%

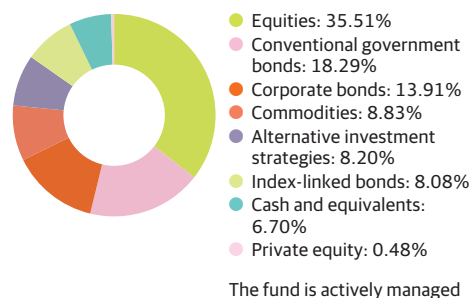
Performance shown net of fees. Performance is shown for SICAV L0-class accumulation shares, which were launched on 25 May 2016, total return net income reinvested.

Past performance does not predict future returns. For further information on risks and costs, please read the Prospectus and Key Investor Information Documents (KIIDs), available for free at rathbonefunds.com.

Please note that the Rathbone Luxembourg SICAV may decide to terminate the agreements made for the marketing of the fund pursuant to Article 93a of Directive 2009/65/EC. For a summary of investor rights and guidelines regarding an individual or collective action for litigation on a financial product at European Union level and in the respective country of residence of the investor, please refer to the following link: rathbonefunds.com. The summary is available in English or an authorised language in the investor's country of residence.

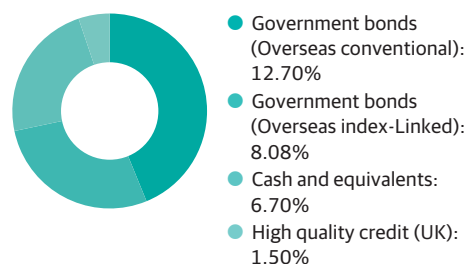
Asset class split

Data as at 31.05.22



Liquidity

Currently 28.98% of total fund (range 10%-50%)




Top holdings

Top holdings	%
Cash	6.70
Japan Treasury 0.1% 20/06/2023	5.85
US Treasury 0.25% TIPS 15/01/2025	5.42
US Treasury Notes 1.5% 15/02/2030	3.18
Australia Treasury 1% 21/11/2031 (hedged)	2.62
US Treasury Notes 0.125% TIPS 15/10/2024	1.95
European Investment Bank 0.875% 15/12/2023	1.50
US Treasury Notes 1.875% 15/02/2032	1.05
US Treasury Notes 0.125% TIPS 15/07/2031	0.71

Equity-type risk

Currently 46.33% of total fund (range 20%-60%)

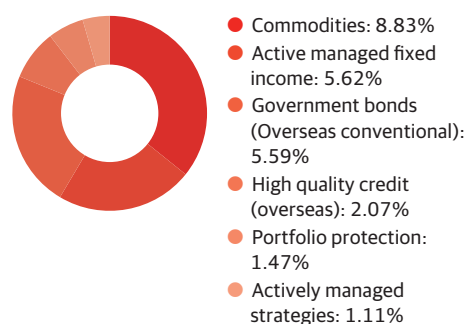


Top direct holdings

Top direct holdings	%
Ulta Beauty	0.73
Coca-Cola	0.68
Accenture	0.68
Heathrow Funding 7.125% 14/02/2024	0.68
Discover Financial Services	0.67
Linde	0.67
US Bancorp	0.66
Mastercard	0.66
Adobe	0.66
Shell	0.66

Diversifiers

Currently 24.69% of total fund (range 0%-50%)



Top holdings

Top holdings	%
iShares Physical Gold ETC	4.56
Canada Treasury 1/12/2030 (unhedged)	3.06
L&G All Commodities UCITS ETF	2.14
Invesco LGIM Commodity Composite UCITS ETF	2.13
JP Morgan Emerging Markets FX Momentum Certificate	2.10
iShares China CNY Bond UCITS ETF	2.07
Societe Generale US Rates Volatility Trend Note	1.83
Societe Generale US Rates Volatility Note	1.69
Australia Treasury 1% 21/11/2031 (unhedged)	1.60
Crédit Agricole 3Yr USD Rate Steepener	1.42

You should know

Important information

Copies of the Prospectus, the Key Investor Information Document (KIID), the Supplementary Information Document (SID), and application forms may be obtained, free of charge, from Rathbone Unit Trust Management Limited.

If you have doubts about your tax position, or the suitability of this investment, you should seek professional advice.

Information notes

CET - Central European Time

*Mid market value

**Please see the Key Investor Information Document (KIID) for details of initial charge of the individual share classes.

^The OCF includes the charges for the underlying funds held in the product. From April 2018, the ongoing charges figure has been calculated according to PRIIPs regulations, which came into effect on 1 January 2018. Holdings are based on six monthly audited accounts. Changes to fund holdings within this period may result in higher or lower ongoing charges.

***(Targeting $\leq 33.33\%$).

***For other share classes please contact the international information line.

Source performance data FE fundinfo, mid to mid, net income re-invested. This is net of expenses and tax. Data using prices as at 31.05.2022. SICAV LO-class shares were launched in May 2016. *Performance is shown for SICAV LO-class accumulation shares, which were launched on 25 May 2016, total return net income reinvested. The volatility as a percentage of the FTSE Developed Index figures are calculated using monthly data. **Volatility, Sharpe Ratio and Maximum Drawdown given on a 3 year rolling basis. Sharpe Ratio calculated using a Risk Free Rate based on SONIA.

Source and Copyright Citywire: David Coombs is + rated by Citywire for his three year risk adjusted performance for the period 30.04.2019-30.04.2022.

Please refer to the Prospectus of the UCITS and the KIID before making any final investment decisions.