

R-class shares

Contact us 020 7399 0399 rutm@rathbones.com

Rathbone Total Return Portfolio

Investment objective

The objective of the fund is to deliver a greater total return than the Bank of England's Base Rate +2%, after fees, over any three-year period by investing with our Liquidity, Equity-type risk and Diversifiers (LED) framework. The fund aims to deliver this return with no more than one-third of the volatility of the FTSE Developed stock market Index.

There is no guarantee that this investment objective will be achieved over three years, or any other time period.

We aim to deliver this return with no more than one-third of the volatility of the FTSE Developed stock market Index. We aim to limit the amount of volatility risk our fund can take because we want our investors to understand the risk they are taking in terms of the global stock market.

Management



David Coombs
Fund Manager, Head of Multi-Asset Investments

David heads up the team responsible for managing the Rathbone Multi-Asset Portfolios. He joined Rathbones in 2007 after spending 19 years with Baring Asset Management where he managed multi-asset funds and segregated mandates. His career began with Hambros Bank in 1984.



Will McIntosh-Whyte
Fund Manager

Will is a fund manager on the Rathbone Multi-Asset Portfolios, the offshore Luxembourg-based SICAVs as well as the Rathbone Managed Portfolio Service (MPS), working alongside David Coombs. Will joined Rathbones in 2007 having graduated from UMIST with a BSc Hons in Management and is a CFA Charterholder.

Fund facts

Authorised Corporate Director (Manager)
Rathbone Unit Trust Management Limited
Depository
NatWest Trustee and Depository Services
Product Type
Single-priced, Open-Ended Investment Company (OEIC), umbrella fund
Date launched/launch Price
10 June 2009/100p

Size of fund
Mid-market: £379.53m^{††}

Share price
Inc: 136.19p
Acc: 164.29p

Historical distribution yield
Inc: 1.40%/Acc: 1.39%

Total no. of holdings
118

Initial charge
None

MiFID II charges

Ongoing charges figure (OCF) as at 31.03.2022
Inc: 1.59%/Acc: 1.59%

Transaction costs
Inc: 0.07%/Acc: 0.07%

Total MiFID II charges
Inc: 1.66%/Acc: 1.66%
The MiFID II charges include the ongoing charges figure (OCF) and transaction costs. PRIIPs compliant*

Minimum initial investment
£100,000,000

Minimum additional investments
£500

Fund codes
Sedol (Inc): B543NZ5
Sedol (Acc): B543TC4
ISIN (Inc): GB00B543NZ55
ISIN (Acc): GB00B543TC49

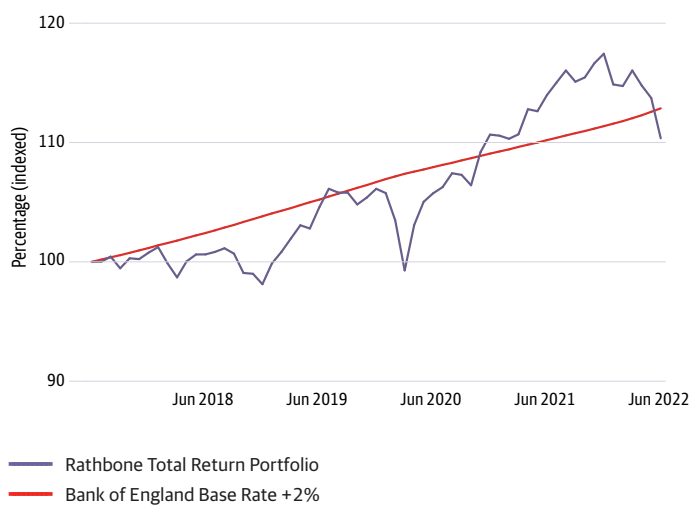
Dealing/valuation

Forward daily: 9.00am-5.00pm
Valuation point: 12.00 midday
Dealing/valuation: 0330 123 3810
Information line: 020 7399 0399

Product availability

Unwrapped and ISA, lump sum.
For Investment Advisers, third party availability – all major platforms.
For more information, please see our 'distribution partners' page on the 'How to Invest' section of our website rathbonefunds.com

Fund performance over 5 years



30 June 17 to 30 June 22, mid-mid, UK basic rate in UK Sterling, percentage change.

****Please note that the change in size of fund is as a result of the Luxembourg SICAV version of this fund converting from a master feeder structure to a directly managed fund. If you have any questions please contact your financial adviser.**

R-class fund performance and volatility

Data as at 30.06.22	YTD	1 year	3 years	5 years	Since launch
Rathbone Total Return Portfolio	-6.03%	-3.17%	5.53%	10.36%	71.14%
Bank of England Base Rate +2%	1.33%	2.41%	7.26%	12.85%	37.49%
Volatility as % of FTSE Developed Index*		40.09%	36.37%	34.56%	35.73%

Discrete performance, to previous quarter. 12 months ending:	Jun 22	Jun 21	Jun 20	Jun 19	Jun 18
Rathbone Total Return Portfolio	-3.17%	7.78%	1.12%	3.93%	0.62%
Bank of England Base Rate +2%	2.41%	2.10%	2.59%	2.73%	2.42%

Risk analysis	Max drawdown**	Sharpe ratio**	Volatility**	Turnover***
Rathbone Total Return Portfolio	-6.44	0.29	5.23%	44.37%
FTSE Developed Index	-15.68	-	14.38%	

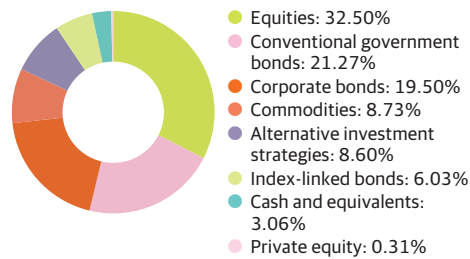
Performance shown net of fees. Data using prices as at 30.06.2022. Past performance should not be seen as an indication of future performance. The value of investments and the income from them may go down as well as up and you may not get back your original investment.

Fund ratings

Manager ratings and awards

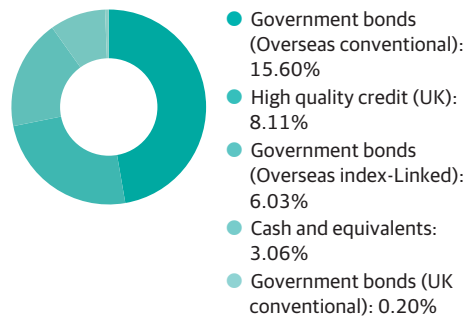
Asset class split

Data as at 30.06.22




Liquidity

Currently 33.00% of total fund (range 10%-50%)



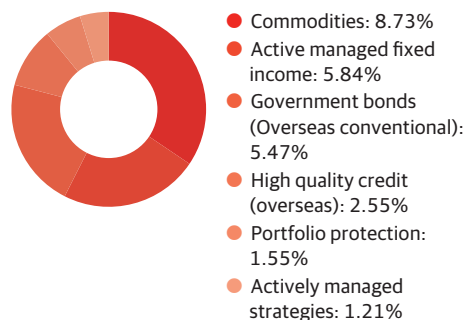
Equity-type risk

Currently 41.65% of total fund (range 20%-60%)



Diversifiers

Currently 25.35% of total fund (range 0%-50%)



Rathbone Unit Trust Management Limited
8 Finsbury Circus, London EC2M 7AZ
Tel 020 7399 0000

Distributions per share

	Ex div	Payment	Latest distributions
Interim	01 Jul 22	31 Aug 22	0.69p (est)
Interim	01 Apr 22	31 May 22	0.47p
Interim	01 Jan 22	28 Feb 22	0.37p
Final	01 Oct 21	30 Nov 21	0.56p

Year end 30 September
Historic distributions based on Inc shares

You should know

Important information

Copies of the Prospectus, the Key Investor Information Document (KIID), the Supplementary Information Document (SID), and application forms may be obtained, free of charge, from Rathbone Unit Trust Management Limited.

The use of derivatives for investment purposes may increase the volatility of a sub-fund's net asset value and may increase its risk profile.

Emerging markets are volatile and may suffer from liquidity problems. Changes in rates of exchange between currencies may cause the value of investments to decrease or increase.

Details of tax levels and reliefs may change in the future. The value of any tax relief depends on individual circumstances. If you have doubts about your tax position, or the suitability of this investment, you should seek professional advice.

As the Manager's annual fee is taken from capital, that capital may be eroded or growth restricted to the extent of the charge and that, while there may as a result be a reduction in liability for Capital Gains Tax, there will be some increase in Income Tax liability for tax paying shareholders.

Information notes

[^]The OCF includes the charges for the underlying funds held in the product. From April 2018, the ongoing charges figure has been calculated according to PRIIPs regulations, which came into effect on 1 January 2018. Holdings are based on six monthly audited accounts. Changes to fund holdings within this period may result in higher or lower ongoing charges.

^{*}(Targeting $\leq 33.33\%$).

Source performance data FE fundinfo, mid to mid, net income re-invested. This is net of expenses and tax. Data using prices as at 30.06.2022. The volatility as a percentage of the FTSE Developed Index figures are calculated using monthly data.

^{**}Volatility, Sharpe Ratio and Maximum Drawdown given on a 3 year rolling basis. Sharpe Ratio calculated using a Risk Free Rate based on SONIA.

^{***}Turnover is calculated on a 1 year rolling basis.

Source and Copyright Citywire: David Coombs is + rated by Citywire for his three year risk adjusted performance for the period 31.05.2019-31.05.2022.

Rathbone Unit Trust Management has achieved a Gold Rating in the Mixed Asset – Absolute Return sector by Citywire for their rolling risk-adjusted performance, across all management teams in the sector, over the period 31.01.2015-31.01.2022.

Dynamic Planner® is a registered trademark of Distribution Technology.

Top holdings	%
US Treasury 0.25% TIPS 15/01/2025	5.14
Japan Treasury 0.1% 20/06/2023	4.80
US Treasury Notes 1.875% 15/02/2032	4.32
US Treasury Notes 1.5% 15/02/2030	3.93
European Investment Bank 0.875% 15/12/2023	3.86
Cash	3.06
Australia Treasury 1% 21/11/2031 (hedged)	2.55
Euro Investment Bank 5.5% 15/4/2025	2.27
Euro Investment Bank 2.5% 31/10/2022	1.98
US Treasury Notes 0.125% TIPS 15/07/2031	0.89

Top direct holdings	%
Alphabet	0.65
Microsoft	0.64
Costco	0.64
Visa	0.63
Amazon	0.63
Diageo	0.61
London Stock Exchange	0.61
Ulta Beauty	0.61
Coca-Cola	0.60
Shell	0.60

Top holdings	%
iShares Physical Gold ETC	5.07
Canada Treasury 1/12/2030 (unhedged)	2.82
Australia Treasury 1% 21/11/2031 (unhedged)	2.65
iShares China CNY Bond UCITS ETF	2.55
Société Générale US Rates Volatility Trend Note	2.00
JP Morgan Emerging Markets FX Momentum Certificate	1.99
Société Générale US Rates Volatility Note	1.85
L&G All Commodities UCITS ETF	1.85
Invesco LGIM Commodity Composite UCITS ETF	1.81
Crédit Agricole 3Yr USD Rate Steepener	1.47

Information line

020 7399 0399
rutm@rathbone.com
rathbonefunds.com

Authorised and regulated by the Financial Conduct Authority

A member of the Investment Association (IA)

A member of the Rathbones Group. Registered No. 02376568