

Rathbone SICAV Multi-Asset Strategic Growth Portfolio

Investment objective

The sub-fund's objective is to deliver a greater total return than the Consumer Price Index (CPI) measure of inflation +3%, after fees, over any rolling five-year period by investing with the Liquidity, Equity-type risk and Diversifiers assets (LED) framework developed by the investment manager.

The sub-fund aims to deliver this return with no more than two-thirds of the volatility of the FTSE Developed Market Index. There is no guarantee that the sub-fund will achieve a positive return over this, or any other, period and you may not get back the original amount you invested.

Fund facts

Investment manager

Rathbone Unit Trust Management Limited

Depository

HSBC France, Luxembourg branch

Product type

SICAV

Date launched

Sub-fund: May 2016

Size of fund¹

Sub-fund: £214.36m[†]

Share price

Daily prices available at rathbonefunds.com

Historical distribution yield*

Sub-fund Inc: 1.21%

Total no. of holdings

111

Initial charge

None

Annual management charge (AMC)

0.50%

MIFID II charges

Ongoing charges figure (OCF) as at 31.03.2022

Inc: 0.83%/Acc: 0.81%

Transaction costs

Inc: 0.15%/Acc: 0.16%

Total MIFID II charges

Inc: 0.98%/Acc: 0.97%

The MIFID II charges include the ongoing charges figure (OCF) and transaction costs. PRIIPs compliant*

Minimum investment (initial/additional)

€1,000,000 / €1,000

Reporting status

Yes

Fund codes

ISIN (L Inc GBP): LU1396459791

ISIN (L Inc EUR): LU1396459528

ISIN (L Inc USD): LU1396459874

ISIN (L Acc GBP): LU1396459015

ISIN (L Acc EUR): LU1396458801

ISIN (L Acc CHF): LU2028909971

Fund performance and volatility*

Data as at 30.06.22

	YTD	1 year	3 years	5 years	Since launch
Rathbone SICAV Strategic Growth Portfolio	-12.00%	-7.28%	6.41%	14.29%	23.76%
UK Consumer Price Index +3%	7.07%	12.30%	22.34%	35.57%	43.03%
Volatility as % of FTSE Developed Index**		73.73%	69.12%	67.20%	66.50%

Discrete performance, to previous quarter. 12 months ending:

	Jun 22	Jun 21	Jun 20	Jun 19	Jun 18
Rathbone SICAV Strategic Growth Portfolio	-7.28%	16.10%	-1.15%	3.04%	4.24%
UK Consumer Price Index +3%	12.30%	5.19%	3.56%	5.04%	5.49%

Risk analysis

	Max drawdown***	Sharpe ratio***	Volatility***
Rathbone SICAV Strategic Growth Portfolio	-13.42	0.27	8.77%
FTSE Developed Index	-15.68	-	13.05%

Performance shown net of fees. Data using prices as at 30.06.2022. UK Consumer Price Inflation figures quoted with a one month lag. Performance is shown for SICAV L-class accumulation shares, which were launched on 28 July 2016, total return net income reinvested. Past performance does not predict future returns. For further information on risks and costs, please read the Prospectus and Key Investor Information Documents (KIIDs), available for free at rathbonefunds.com.

Please note that the Rathbone Luxembourg SICAV may decide to terminate the agreements made for the marketing of the fund pursuant to Article 93a of Directive 2009/65/EC. For a summary of investor rights and guidelines regarding an individual or collective action for litigation on a financial product at European Union level and in the respective country of residence of the investor, please refer to the following link: rathbonefunds.com. The summary is available in English or an authorised language in the investor's country of residence. Fund performance in EUR, Benchmark in GBP.

Dealing/valuation

Forward daily: 9.00am-5.00pm CET

Valuation point: 1.00pm CET

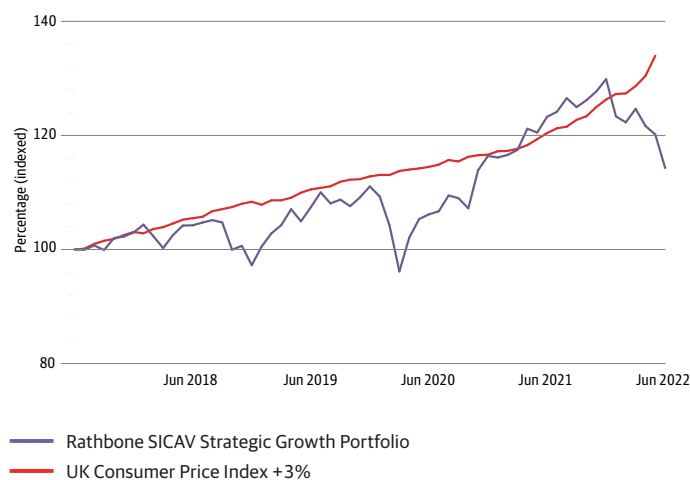
Dealing/valuation: +352 40 46 46 766

Information line: +44 (0)20 7399 0800

Product availability

For more information, please see our 'distribution partners' on the 'How to Invest' section of our website rathbonefunds.com

Fund performance over 5 years



30 June 17 to 30 June 22, mid-mid, UK basic rate, percentage change. Fund performance in EUR, Benchmark in GBP.

Management



David Coombs

Fund Manager, Head of Multi-Asset Investments

David heads up the team responsible for managing the Rathbone Multi-Asset Portfolios. He joined Rathbones in 2007 after spending 19 years with Baring Asset Management where he managed multi-asset funds and segregated mandates. His career began with Hambros Bank in 1984.

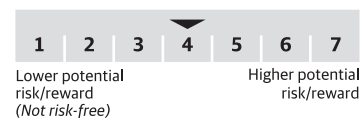


Will McIntosh-Whyte

Fund Manager

Will is a fund manager on the Rathbone Multi-Asset Portfolios, the offshore Luxembourg-based SICAVs as well as the Rathbone Managed Portfolio Service (MPS), working alongside David Coombs. Will joined Rathbones in 2007 having graduated from UMIST with a BSc Hons in Management and is a CFA Charterholder.

Risk and reward profile



For more information, please see the KIIDs.

Ratings and awards

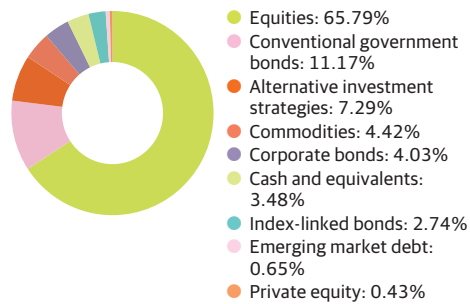


David Coombs



Asset class split

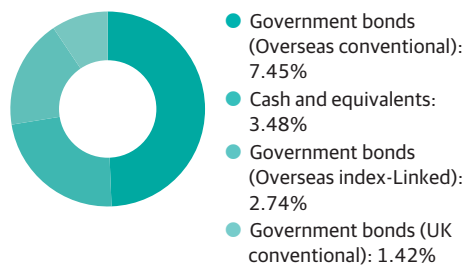
Data as at 30.06.22



The fund is actively managed


Liquidity

Currently 15.09% of total fund (range 5%-40%)



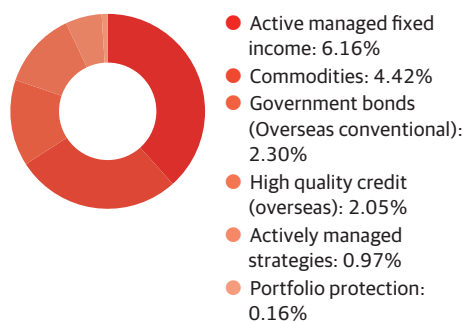
Equity-type risk

Currently 68.85% of total fund (range 40%-80%)



Diversifiers

Currently 16.06% of total fund (range 0%-40%)



Rathbone Unit Trust Management Limited
8 Finsbury Circus, London EC2M 7AZ

Distributions per share (EUR)^^^

	Ex div	Payment	Latest distributions
Interim	01 Jul 22	31 Aug 22	0.40c (est)
Interim	01 Apr 22	31 May 22	0.28c
Interim	01 Jan 22	28 Feb 22	0.28c
Final	01 Oct 21	30 Nov 21	0.38c

Year end 30 September

^^^Income share class only. For other currencies please contact the International information line.

You should know

Important information

Copies of the Prospectus, the Key Investor Information Document (KIID), the Supplementary Information Document (SID), and application forms may be obtained, free of charge, from Rathbone Unit Trust Management Limited.

If you have doubts about your tax position, or the suitability of this investment, you should seek professional advice.

Information notes

CET - Central European Time

[†]Mid market value

[^]The OCF includes the charges for the underlying funds held in the product. From April 2018, the ongoing charges figure has been calculated according to PRIIPs regulations, which came into effect on 1 January 2018. Holdings are based on six monthly audited accounts. Changes to fund holdings within this period may result in higher or lower ongoing charges.

^{**}(Targeting ≤66.67%).

Source performance data FE fundinfo, mid to mid, net income re-invested. This is net of expenses and tax. Data using prices as at 30.06.2022. UK Consumer Price Inflation figures quoted with a one month lag. SICAV L-class shares were launched in May 2016. *Performance is shown for SICAV L-class accumulation shares, which were launched on 28 July 2016, total return net income reinvested. The volatility as a percentage of the FTSE Developed Index figures are calculated using monthly data. ***Volatility, Sharpe Ratio and Maximum Drawdown given on a 5 year rolling basis. Sharpe Ratio calculated using a Risk Free Rate based on SONIA.

Rathbone Multi-Asset Strategic Growth Portfolio Benchmark

Our benchmarks are calculated on the rate of change of the CPI index, over different time periods (e.g. if we were calculating year to date figures in January 2013, we would look at the percentage change from December 2012 to the end of January 2013). So we take CPI to the current value, and add on the 3% prorated over a year (roughly 0.25% per month). If the CPI Index benchmark were to fall, more than the amount pro-rata, the benchmark year-to-date will be negative, even though inflation as reported by the media (calculated specifically as a 12M rate of change), remains positive.

Source and Copyright Citywire: David Coombs is + rated by Citywire for his three year risk adjusted performance for the period 31.05.2019-31.05.2022.

Please refer to the Prospectus of the UCITS and the KIID before making any final investment decisions.

Top holdings	%
Cash	3.48
US Treasury 0.25% TIPS 15/01/2025	2.27
US Treasury Notes 1.5% 15/02/2030	2.26
Japan Treasury 0.1% 20/06/2023	2.24
Australia Treasury 1% 21/11/2031 (hedged)	1.56
US Treasury Notes 1.875% 15/02/2032	1.39
Treasury 7/8% Stock 22/10/2029	0.64
Treasury 3.75% Gilt 22/07/2052	0.57
US Treasury Notes 0.125% TIPS 15/07/2031	0.47
Treasury 4 1/4% Stock 7/06/2032	0.21

Top direct holdings	%
Alphabet	1.07
Jack Henry & Associates	1.06
WEC Energy	1.03
AIA	1.03
Costco	1.02
Cadence Design Systems	1.02
Amazon	0.99
Microsoft	0.99
Mastercard	0.99
Visa	0.98

Top holdings	%
JP Morgan Emerging Markets FX Momentum Certificate	2.25
iShares China CNY Bond UCITS ETF	2.05
Société Générale US Rates Volatility Trend Note	2.04
Invesco LGIM Commodity Composite UCITS ETF	1.95
iShares Physical Gold ETC	1.88
Société Générale US Rates Volatility Note	1.87
Australia Treasury 1% 21/11/2031 (unhedged)	1.56
Société Générale Commodity Curve Note	0.80
Canada Treasury 1/12/2030 (unhedged)	0.74
L&G All Commodities UCITS ETF	0.59

Investment manager: Rathbone Unit Trust Management Limited

Authorised and regulated by the Financial Conduct Authority
A member of the Investment Association
A member of the Rathbones Group
Registered No. 02376568

Management company: FundRock Management Company S.A.
Authorised in Luxembourg and regulated by the Commission de Surveillance du Secteur Financier.

International information line
+44 (0)20 7399 0800
international@rathbones.com
rathbonefunds.com