

S-class shares

Contact us 020 7399 0399 rutm@rathbones.com

Rathbone Strategic Growth Portfolio

Investment objective

We aim to deliver a greater total return than the Consumer Price Index (CPI) measure of inflation + 3%, after fees, over any rolling five-year period by investing with our Liquidity, Equity-type risk and Diversifiers (LED) framework. Total return means the return we receive from the value of our investments increasing (capital growth) plus the income we receive from our investments (interest and dividend payments). We use the CPI + 3% as a target for our fund's return because we aim to grow your investment above inflation.

We aim to deliver this return with no more than two-thirds of the volatility of the FTSE Developed stock market Index. As an indication, if global stock markets fall our fund value should be expected to fall by around two-thirds of that amount. Because we measure volatility over a five-year period, some falls may be larger or smaller over shorter periods of time. We aim to limit the amount of volatility risk our fund can take because we want our investors to understand the risk they are taking in terms of the global stock market.

Fund facts

Authorised Corporate Director (Manager)

Rathbone Unit Trust Management Limited

Depository

NatWest Trustee and Depository Services

Product Type

Single-priced, Open-Ended Investment Company (OEIC), umbrella fund

Date launched/launch Price

10 June 2009/100p (fund)

01 October 2012 (share class)

Size of fund

Mid-market: £1,776.12m^{††}

Share price

Inc: 162.32p

Acc: 186.95p

Historical distribution yield

Inc: 1.63%/Acc: 1.60%

Total no. of holdings

114

Initial charge

None

MiFID II charges

Ongoing charges figure (OCF) as at 30.09.2022

Inc: 0.58%/Acc: 0.58%

Transaction costs

Inc: 0.10%/Acc: 0.10%

Total MiFID II charges*

Inc: 0.68%/Acc: 0.68%

Minimum initial investment

£1,000

Minimum additional investments

£500

Fund codes

Sedol (Inc): B86NX65

Sedol (Acc): B86QF24

ISIN (Inc): GB00B86NX655

ISIN (Acc): GB00B86QF242

Dealing/valuation

Forward daily: 9.00am-5.00pm

Valuation point: 12.00 midday

Dealing/valuation: 0330 123 3810

Information line: 020 7399 0399

Fund performance over 5 years



31 December 17 to 31 December 22, mid-mid, UK basic rate in UK Sterling, percentage change.

****Please note that the change in size of fund is as a result of the Luxembourg SICAV version of this fund converting from a master feeder structure to a directly managed fund. If you have any questions please contact your financial adviser.**

Management



David Coombs

Fund Manager, Head of Multi-Asset Investments

David heads up the team responsible for managing the Rathbone Multi-Asset Portfolios. He joined Rathbones in 2007 after spending 19 years with Baring Asset Management where he managed multi-asset funds and segregated mandates. His career began with Hambros Bank in 1984.



Will McIntosh-Whyte

Fund Manager

Will is a fund manager on the Rathbone Multi-Asset Portfolios, the offshore Luxembourg-based SICAVs as well as the Rathbone Managed Portfolio Service (MPS), working alongside David Coombs. Will joined Rathbones in 2007 having graduated from UMIST with a BSc Hons in Management and is a CFA Charterholder.

Fund ratings

S-class fund performance and volatility

Data as at 31.12.22	YTD	1 year	3 years	5 years	Since launch
Rathbone Strategic Growth Portfolio	-9.72%	-9.72%	8.00%	19.51%	145.49%
UK Consumer Price Index +3%	13.97%	13.97%	27.61%	40.42%	120.13%
Volatility as % of FTSE Developed Index*		71.67%	66.09%	64.85%	62.57%

Discrete performance, to previous quarter. 12 months ending:	Dec 22	Dec 21	Dec 20	Dec 19	Dec 18
Rathbone Strategic Growth Portfolio	-9.72%	11.86%	6.94%	15.25%	-3.99%
UK Consumer Price Index +3%	13.97%	8.30%	3.39%	4.44%	5.36%

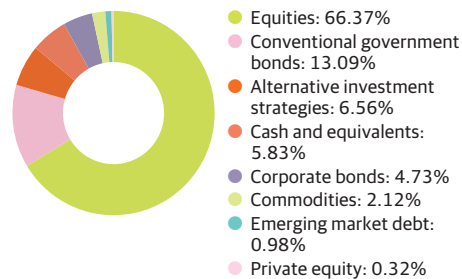
Risk analysis	Max drawdown**	Sharpe ratio**	Volatility**	Turnover***
Rathbone Strategic Growth Portfolio	-13.73	0.34	9.06%	57.65%
FTSE Developed Index	-15.68	-	13.97%	

Performance shown net of fees. Data using prices as at 31.12.2022. UK Consumer Price Inflation figures quoted with a one month lag. Past performance should not be seen as an indication of future performance. The value of investments and the income from them may go down as well as up and you may not get back your original investment.

Manager ratings and awards

Asset class split

Data as at 31.12.22



Distributions per share

	Ex div	Payment	Latest distributions
Interim	01 Jan 23	28 Feb 23	0.64p (est)
Final	01 Oct 22	30 Nov 22	0.69p
Interim	01 Jul 22	31 Aug 22	0.82p
Interim	01 Apr 22	31 May 22	0.64p

Year end 30 September

Historic distributions based on Inc shares

You should know

Important information

Copies of the Prospectus, the Key Investor Information Document (KIID), the Supplementary Information Document (SID), and application forms may be obtained, free of charge, from Rathbone Unit Trust Management Limited.

The use of derivatives for investment purposes may increase the volatility of a sub-fund's net asset value and may increase its risk profile.

Emerging markets are volatile and may suffer from liquidity problems. Changes in rates of exchange between currencies may cause the value of investments to decrease or increase.

Details of tax levels and reliefs may change in the future. The value of any tax relief depends on individual circumstances. If you have doubts about your tax position, or the suitability of this investment, you should seek professional advice.

As the Manager's annual fee is taken from capital, that capital may be eroded or growth restricted to the extent of the charge and that, while there may as a result be a reduction in liability for Capital Gains Tax, there will be some increase in Income Tax liability for tax paying shareholders.

Information notes

^The ongoing charges figure (OCF) includes the Annual Management Charge and all appropriate costs that may be deducted from the fund's assets, in line with current regulatory and industry guidance. Where appropriate, the OCF may include a synthetic element relating to the costs incurred in underlying collective investment undertakings, where permitted by the Prospectus. The OCF is included in the Annual or Interim report.

*(Targeting ≤66.67%).

Source performance data FE fundinfo, mid to mid, net income re-invested. This is net of expenses and tax. Data using prices as at 31.12.2022. UK Consumer Price Inflation figures quoted with a one month lag. S-class shares were launched on 01 October 2012. Performance is a combination of S-class units and R-class units (where S-class was unavailable). The volatility as a percentage of the FTSE Developed Index figures are calculated using monthly data. **Volatility, Sharpe Ratio and Maximum Drawdown given on a 5 year rolling basis. Sharpe Ratio calculated using a Risk Free Rate based on SONIA. ***Turnover is calculated on a 1 year rolling basis.

Rathbone Multi-Asset Strategic Growth Portfolio Benchmark

Our benchmarks are calculated on the rate of change of the CPI index, over different time periods (e.g. if we were calculating year to date figures in January 2013, we would look at the percentage change from December 2012 to the end of January 2013). So we take CPI to the current value, and add on the 3% prorated over a year (roughly 0.25% per month). If the CPI Index benchmark were to fall, more than the amount pro-rata, the benchmark year-to-date will be negative, even though inflation as reported by the media (calculated specifically as a 12M rate of change), remains positive.

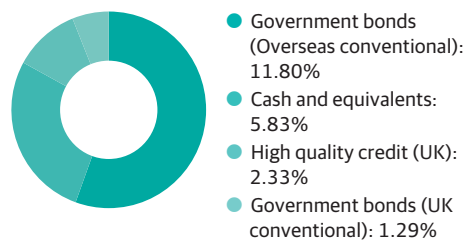
Source and Copyright Citywire: David Coombs is A rated by Citywire for his three year risk adjusted performance for the period 30.11.2019-30.11.2022.

Rathbone Unit Trust Management has achieved a Silver Rating in the Mixed Asset – Absolute Return sector by Citywire for their rolling risk-adjusted performance, across all management teams in the sector, over the period 30.06.2015-30.06.2022.

Dynamic Planner® is a registered trademark of Distribution Technology.

Liquidity

Currently 21.25% of total fund (range 5%-40%)

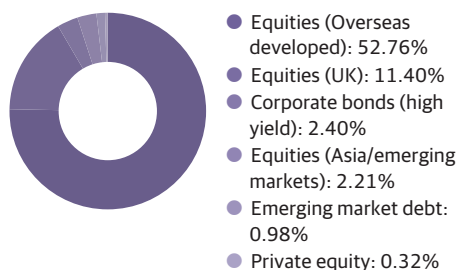


Top holdings

	%
Cash	5.83
US Treasury Notes 1.875% 15/02/2032	5.37
Australia Treasury 1% 21/11/2031	2.66
US Treasury Notes 1.5% 15/02/2030	2.00
Japan Treasury 0.1% 20/06/2023	1.77
Lloyds 5.125% 7/03/2025	0.90
CW Bank of Aus 3% 4/09/2026	0.79
Treasury 4 1/4% Stock 7/06/2032	0.70
Treasury 3.75% Gilt 22/07/2052	0.59
National Australia Bank 3% 4/09/2026	0.35

Equity-type risk

Currently 70.07% of total fund (range 40%-80%)

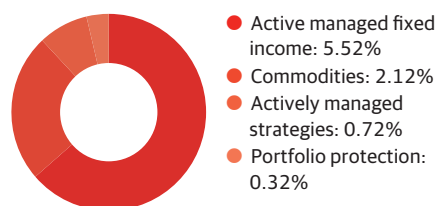


Top direct holdings

	%
TotalEnergies	1.03
AIA	1.02
Visa	0.98
Ultra Beauty	0.98
Home Depot	0.97
Linde	0.96
Lockheed Martin	0.95
Alphabet	0.95
Mastercard	0.95
Siemens	0.93

Diversifiers

Currently 8.68% of total fund (range 0%-40%)



Top holdings

	%
iShares Physical Gold ETC	2.12
Société Générale US Rates Volatility Trend Note	2.00
Société Générale US Rates Volatility Note	1.86
JP Morgan Emerging Markets FX Momentum Certificate	1.66
SocGen Commodity Curve Note Ex Natural Gas	0.72
UBS S&P 95/75% put spread Feb23	0.19
Credit Agricole S&P 95/75% put spread June23	0.11
UBS S&P 95/75% put spread Jan23	0.02

Rathbone Unit Trust Management Limited

8 Finsbury Circus, London EC2M 7AZ
Tel 020 7399 0000

Information line

020 7399 0399
rutm@rathbone.com
rathbonefunds.com

Authorised and regulated by the Financial Conduct Authority

A member of the Investment Association (IA)

A member of the Rathbones Group. Registered No. 02376568