

## S-class shares

Contact us 020 7399 0399 [rutm@rathbones.com](mailto:rutm@rathbones.com)

# Rathbone Greenbank Strategic Growth Portfolio

## Investment objective

We aim to deliver a greater total return than the Consumer Price Index (CPI) measure of inflation + 3%. Total return means the return we receive from the value of our investments increasing (capital growth) plus the income we receive from our investments (interest and dividend payments). We use the CPI + 3% as a target for our fund's return because we aim to grow your investment above inflation.

We aim to deliver this return with no more than two-thirds of the volatility of the FTSE Developed stock market Index. As an indication, if global stock markets fall our fund value should be expected to fall by around two-thirds of that amount. Because we measure volatility over a five-year period, some falls may be larger or smaller over shorter periods of time. We aim to limit the amount of volatility risk our fund can take because we want our investors to understand the risk they are taking in terms of the global stock market.

## Our approach to sustainable investing

Sustainable investing means different things to different people. For us, sustainable investing is about long-term value creation for investors, society and the environment. We want to have a clear and unambiguous approach to sustainable investing so investors can establish the fund's alignment with their own values. We invest in companies that operate sustainably and are committed to helping achieve the United Nations Sustainable Development Goals. We avoid companies that fail our rigorous sustainability criteria. We believe that companies displaying strong environmental, social and governance policies and practices are likely to be well positioned to deliver long-term value for investors. As shareholders we work with companies to encourage best practice and highlight any concerns we have. Full details of our approach to sustainability are contained within our Sustainability Process document.

## Fund facts

### Authorised Corporate Director (Manager)

Rathbone Unit Trust Management Limited

### Depository

NatWest Trustee and Depository Services

### Product Type

Single-priced, Open-Ended Investment Company (OEIC), umbrella fund

### Date launched/launch price

29 March 2021/100p

### Size of fund

Mid-market: £32.83m

### Total no. of holdings

84

## Charges

### Initial charge

None

### Annual management charge (AMC)

0.50%

### MiFID II charges

#### Ongoing charges figure (OCF)

Inc: 0.65% (est)/Acc: 0.65% (est)

#### Transaction costs

Inc: 0.11% (est)/Acc: 0.11% (est)

#### Total MiFID II charges

Inc: 0.76% (est)/Acc: 0.76% (est)

The MiFID II charges include the ongoing charges figure (OCF) and transaction costs. PRIIPs compliant\*

## Dealing/valuation

Forward daily: 9.00am-5.00pm

Valuation point: 12.00 midday

Dealing/valuation: 0330 123 3810

Information line: 020 7399 0399

### Fund codes

Sedol (Inc): BMQC4N4

Sedol (Acc): BMQC4P6

ISIN (Inc): GB00BMQC4N45

ISIN (Acc): GB00BMQC4P68

### Minimum initial investment

£1,000

### Minimum additional investments

£500

## Management



**Will McIntosh-Whyte**

*Fund Manager*

Will is responsible for managing the Rathbone Greenbank Multi-Asset Portfolio funds and Rathbone Multi-Asset Portfolio funds. He joined the charities team at Rathbones in 2007, and was appointed as an investment manager in 2011, running institutional multi-asset mandates. He has been with the Multi-Asset team since 2015. Will graduated from the University of Manchester Institute of Science and Technology with a BSc Hons in Management, and is a CFA Charterholder.



**David Coombs**

*Fund Manager, Head of Multi-Asset Investments*

David heads up the team responsible for managing the Rathbone Multi-Asset Portfolios. He joined Rathbones in 2007 after spending 19 years with Baring Asset Management where he managed multi-asset funds and segregated mandates. His career began with Hambros Bank in 1984.

## Sustainability analysis by Rathbone Greenbank

The fund's sustainability investment criteria are applied by Rathbone Greenbank's ethical, sustainable and impact research team using their decades of experience in the field of sustainable investment. These criteria are detailed in full in the Sustainability Process document, but they have been agreed between the fund managers and the team at Rathbone Greenbank, who will be the final arbiters of the eligibility of assets for inclusion in the funds. Corporate engagement is a crucial leg to the process, and involves the participation of both the fund managers and a dedicated corporate governance team, when scrutinising policies and management teams.



**Kate Elliot**

*Head of Ethical, Sustainable and Impact Research*

Kate assesses the ESG performance of companies and monitors emerging ethical and sustainability themes. She also developed the fund's sustainability reporting frameworks.



**Sophie Lawrence**

*Senior Ethical, Sustainable and Impact Researcher*

Sophie joined Rathbone Greenbank in January 2020 as a senior ethical, sustainable and impact researcher. She is responsible for managing engagement activities, assessing the social and environmental performance of companies and conducting ESG and impact reporting for clients.



**Matt Crossman**

*Stewardship Director for Rathbones*

Matt oversees the work of the group Stewardship Committee and ensures active voting at company AGMs. He also leads thematic engagement with companies on ESG issues.

## Fund ratings



## Manager ratings and awards

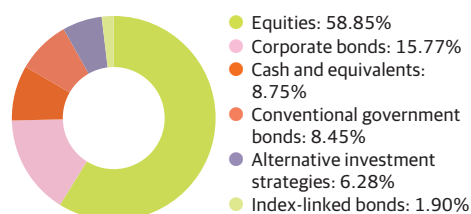


David Coombs



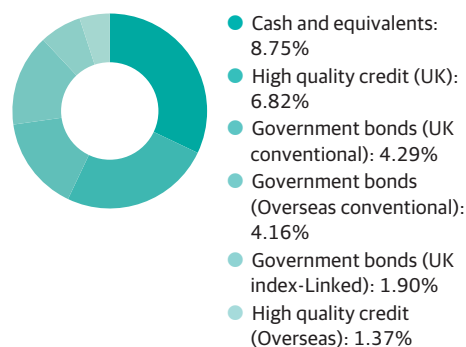
## Asset class split

Data as at 30.09.21



## Liquidity

Currently 27.29% of total fund (range 5%-40%)



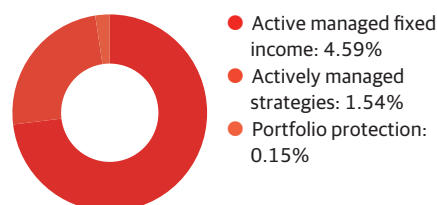
## Equity-type risk

Currently 66.43% of total fund (range 40%-80%)



## Diversifiers

Currently 6.28% of total fund (range 0%-40%)



## Distributions per share

	Ex div	Payment
Interim	01 Apr	31 May
Final	01 Jul	31 Aug
Interim	01 Oct	30 Nov
Interim	01 Jan	28 Feb

Year end 30 June

## You should know

### Important information

Copies of the Prospectus, the Key Investor Information Document (KIID), the Supplementary Information Document (SID), and application forms may be obtained, free of charge, from Rathbone Unit Trust Management Limited.

The use of derivatives for investment purposes may increase the volatility of a sub-fund's net asset value and may increase its risk profile.

Emerging markets are volatile and may suffer from liquidity problems. Changes in rates of exchange between currencies may cause the value of investments to decrease or increase.

Details of tax levels and reliefs may change in the future. The value of any tax relief depends on individual circumstances. If you have doubts about your tax position, or the suitability of this investment, you should seek professional advice.

As the Manager's annual fee is taken from capital, that capital may be eroded or growth restricted to the extent of the charge and that, while there may as a result be a reduction in liability for Capital Gains Tax, there will be some increase in Income Tax liability for tax paying shareholders.

### Information notes

^The OCF includes the charges for the underlying funds held in the product. The ongoing charges figure has been calculated according to PRIIPs regulations, which came into effect on 1 January 2018. Holdings are based on six monthly audited accounts. Changes to fund holdings within this period may result in higher or lower ongoing charges.

Source and Copyright Citywire: David Coombs is A rated by Citywire for his three year risk adjusted performance for the period 31.08.2018-31.08.2021.

Dynamic Planner® is a registered trademark of Distribution Technology.

Top holdings	%
Cash	8.75
Euro Investment Bank 2.5% 31/10/2022	2.81
Japan Treasury 0.1% 20/06/2023	2.54
Treasury 3/8% 22/10/2030	2.46
KfW 0.875% 15/09/2026	1.99
Treasury 1/8% Index-linked Gilt 10/08/2031	1.90
Treasury 0.5% 22/07/2022	1.83
Japan Treasury 0.1% 1/12/2022	1.62
Euro Investment Bank 4.25% 2021	1.53
African Development Bank 0.75% 3/04/2023	1.37

Top direct holdings	%
KfW 1.125% 8/08/2025 (NOK unhedged)	2.42
US Bancorp	1.28
Roche	1.24
Microsoft	1.22
The Clorox Company	1.20
Visa	1.18
Verizon Communications	1.18
Linde	1.17
TSMC	1.16
GlaxoSmithKline	1.16

Top holdings	%
JP Morgan (ADB green) Emerging Markets FX Momentum Cert	2.64
Citigroup Global Green S&P ESG Dispersion Note	1.54
Societe Generale US rates volatility trend note	1.04
Societe Generale US rates volatility note	0.91
UBS S&P 90% Resettable Put	0.14
UBS Best Of (FTSE/S&P/Nikkei) Put	0.01