

S-class shares

Contact us 020 7399 0399 rutm@rathbones.com

# Rathbone Greenbank Defensive Growth Portfolio

## Investment objective

We aim to deliver a greater total return than the Consumer Price Index (CPI) measure of inflation + 2%. Total return means the return we receive from the value of our investments increasing (capital growth) plus the income we receive from our investments (interest and dividend payments). We use the CPI + 2% as a target for our fund's return because we aim to grow your investment above inflation.

We aim to deliver this return with no more than half of the volatility of the FTSE Developed stock market index. As an indication, if global stock markets fall our fund value should be expected to fall by around half that amount. Because we measure volatility over a five year period, some falls may be larger or smaller over shorter periods of time. We aim to limit the amount of volatility risk our fund can take because we want our investors to understand the risk they are taking in terms of the global stock market.

## Sustainable multi-asset investing

Sustainable investing means different things to different people. For us, sustainable investing is about long-term value creation for investors, society and the environment. We want to have a clear and unambiguous approach to sustainable investing so investors can establish the fund's alignment with their own values. This fund invests in companies that operate sustainably and are committed to helping achieve the United Nations Sustainable Development Goals. We avoid companies that fail our rigorous sustainability criteria. We believe that companies displaying strong environmental, social and governance policies and practices are likely to be well positioned to deliver long-term value for investors. As shareholders we work with companies to encourage best practice and highlight any concerns we have. Full details of our approach to sustainability are contained within our Sustainability Process brochure.

## Sustainability analysis by Rathbone Greenbank

The fund's sustainability investment criteria are applied by Rathbone Greenbank's ethical, sustainable and impact research team using their decades of experience in the field of sustainable investment. These criteria are detailed in full in the Sustainability Process document, but they have been agreed between the fund managers and the team at Rathbone Greenbank, who will be the final arbiters of the eligibility of assets for inclusion in the funds. Corporate engagement is a crucial leg to the process, and involves the participation of both the fund managers and a dedicated corporate governance team, when scrutinising policies and management teams. For more information on the team and fund, please refer to our brochure.

## Fund facts

<b>Authorised Corporate Director (Manager)</b> Rathbone Unit Trust Management Limited
<b>Depository</b> NatWest Trustee and Depository Services
<b>Product Type</b> Single-priced, Open-Ended Investment Company (OEIC), umbrella fund
<b>Date launched/launch price</b> 29 March 2021/100p
<b>Size of fund</b> Mid-market: £47.37m
<b>Total no. of holdings</b> 106

## Charges

<b>Initial charge</b> None
<b>Annual management charge (AMC)</b> 0.50%
<b>MiFID II charges</b>
<b>Ongoing charges figure (OCF)</b> Inc: 0.65%/Acc: 0.65%
<b>Transaction costs</b> Inc: 0.05%/Acc: 0.05%
<b>Total MiFID II charges*</b> Inc: 0.7%/Acc: 0.7%

## Dealing/valuation

Forward daily: 9.00am-5.00pm  
Valuation point: 12.00 midday  
Dealing/valuation: 0330 123 3810  
Information line: 020 7399 0399

**Fund codes**  
Sedol (Inc): BMQC6K5  
Sedol (Acc): BMQC6L6  
ISIN (Inc): GBO0BMQC6K53  
ISIN (Acc): GBO0BMQC6L60

**Minimum initial investment**  
£1,000

**Minimum additional investments**  
£500

## Management



**Will McIntosh-Whyte**  
Fund Manager

Will is responsible for managing the Rathbone Greenbank Multi-Asset Portfolio funds and Rathbone Multi-Asset Portfolio funds. He joined the charities team at Rathbones in 2007, and was appointed as an investment manager in 2011, running institutional multi-asset mandates. He has been with the Multi-Asset team since 2015. Will graduated from the University of Manchester Institute of Science and Technology with a BSc Hons in Management, and is a CFA Charterholder.



**David Coombs**  
Fund Manager, Head of Multi-Asset Investments

David heads up the team responsible for managing the Rathbone Multi-Asset Portfolios. He joined Rathbones in 2007 after spending 19 years with Baring Asset Management where he managed multi-asset funds and segregated mandates. His career began with Hambros Bank in 1984.

## Fund ratings



Produced by MSCI ESG  
Research as of 30 June 2022



## S-class fund performance

Data as at 31.12.22	YTD	1 year	Since launch
Rathbone Greenbank Defensive Growth Portfolio	-12.23%	-12.23%	-5.95%
UK Consumer Price Index +2%	12.87%	12.87%	20.25%

Discrete performance, to previous quarter. 12 months ending:	Dec 22	Dec 21	Dec 20	Dec 19	Dec 18
Rathbone Greenbank Defensive Growth Portfolio	-12.23%	-	-	-	-
UK Consumer Price Index +2%	12.87%	-	-	-	-

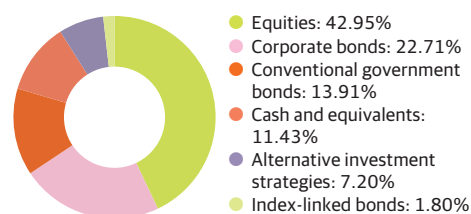
Performance shown net of fees. Data using prices as at 31.12.2022. UK Consumer Price Inflation figures quoted with a one month lag. Past performance should not be seen as an indication of future performance. The value of investments and the income from them may go down as well as up and you may not get back your original investment.

## Manager ratings and awards



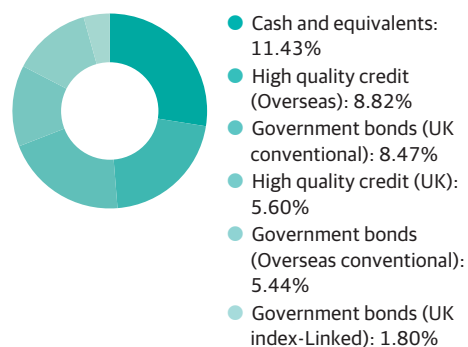
## Asset class split

Data as at 31.12.22




## Liquidity

Currently 41.56% of total fund (range 5%-45%)



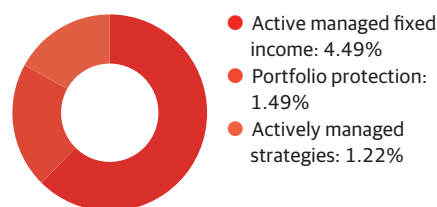
## Equity-type risk

Currently 51.24% of total fund (range 30%-70%)



## Diversifiers

Currently 7.20% of total fund (range 0%-45%)



## Distributions per share

	Ex div	Payment
Interim	01 Apr	31 May
Final	01 Jul	31 Aug
Interim	01 Oct	30 Nov
Interim	01 Jan	28 Feb

Year end 30 June

## You should know

### Important information

Copies of the Prospectus, the Key Investor Information Document (KIID), the Supplementary Information Document (SID), and application forms may be obtained, free of charge, from Rathbone Unit Trust Management Limited.

The use of derivatives for investment purposes may increase the volatility of a sub-fund's net asset value and may increase its risk profile.

Emerging markets are volatile and may suffer from liquidity problems. Changes in rates of exchange between currencies may cause the value of investments to decrease or increase.

Details of tax levels and reliefs may change in the future. The value of any tax relief depends on individual circumstances. If you have doubts about your tax position, or the suitability of this investment, you should seek professional advice.

As the Manager's annual fee is taken from capital, that capital may be eroded or growth restricted to the extent of the charge and that, while there may as a result be a reduction in liability for Capital Gains Tax, there will be some increase in Income Tax liability for tax paying shareholders.

### Information notes

^The ongoing charges figure (OCF) includes the Annual Management Charge and all appropriate costs that may be deducted from the fund's assets, in line with current regulatory and industry guidance. Where appropriate, the OCF may include a synthetic element relating to the costs incurred in underlying collective investment undertakings, where permitted by the Prospectus. The OCF is included in the Annual or Interim report.

Source performance data FE fundinfo, mid to mid, net income re-invested. This is net of expenses and tax. Data using prices as at 31.12.2022. UK Consumer Price Inflation figures quoted with a one month lag.

Dynamic Planner® is a registered trademark of Distribution Technology.

Top holdings	%
Cash	11.43
Asian Development Bank 1.5% 4/03/2031	4.35
Japan Treasury 0.1% 20/06/2023	3.28
European Investment Bank 0.75% 23/09/2030	3.04
Treasury 2.25% Gilt 7/09/2023	2.93
New South Wales Treasury 2.5% 22/11/2032	2.16
Treasury 0.375% 22/10/2030	2.06
Treasury 0.375% 22/10/2026	1.87
Treasury 1/8% Index-linked Gilt 10/08/2031	1.80
European Investment Bank 0.875% 15/12/2023	1.75

Top direct holdings	%
KfW 1.125% 8/08/2025 (NOK unhedged)	1.85
National Grid	0.93
Roche	0.92
Microsoft	0.91
Advanced Drainage Systems	0.84
RELX	0.84
London Stock Exchange	0.83
SIG Combibloc	0.82
GSK	0.82
Verizon Communications	0.82

Top holdings	%
Société Générale US Rates Volatility Note	1.95
JP Morgan (ADB green) Emerging Markets FX Momentum Cert	1.66
Crédit Agricole 3Yr Steepener note	1.32
SocGen Commodity Curve Note Ex Fossil Fuels	1.22
Société Générale US Rates Volatility Trend Note	0.88
UBS S&P 95/75% put spread Feb23	0.10
Credit Agricole S&P 95/75% put spread June23	0.06
UBS S&P 95/75% put spread Jan23	0.01