Rathbones
Look forward

The Rathbone SICAV Multi-Asset Portfolios

A genuinely diversified range of funds

Contents

2 A letter from the managers

4 Range introduction

6 Introducing the Liquidity, Equity-type risk and Diversifiers (LED) framework

8 Meet the team

12 The funds

Rathbones
Look forward

Rathbone SICAV Multi-Asset Portfolios – a letter from the managers...

A genuinely diversified range of funds – how they manage the money and why?

Dear investor...

In summer 2009, the year before the first iPad was released, we launched the first two funds in our multi-asset fund range; the Rathbone Strategic Growth Portfolio and the Rathbone Total Return Portfolio.

The funds were launched with definitive return and risk objectives which were very easy for investors to understand and determine value. We also had a unique way of classifying asset classes using our Liquidity, Equity-type risk, and Diversifiers (LED) framework, focusing on liquidity risk and forward looking correlations between investments in stressed market conditions which were designed to minimise drawdowns.

Over the next decade or so we expanded the range to include new funds in other areas of the risk spectrum and the SICAV versions of the funds which will be highlighted in this document. The SICAV range was launched in response to the demand we saw from our own International business, Rathbone Investment Management International, along with demand from the international advisor market for a directly managed range of multi asset funds with clear risk and return objectives.

While change is constant our focus remains the same, deploying our clients' capital in the most efficient way possible. To us, this means that each and every position must continually justify its place in the fund; either hedging a risk, or being an engine for long-term returns. Investing directly rather than using solely third party funds enables to us to invest with more precision.

The investment environment is dynamic and this necessitates an evolving rather than static investment process. Challenge is key to success whether it's amongst ourselves, the management teams we invest alongside or the consensus. We will continue to look for and embrace change.

We hope this document provides you with an insightful introduction to our funds, the risk framework we operate to manage them, and the results we have been able to achieve thus far.

Yours faithfully,

David Coombs and Will McIntosh-Whyte
Fund Managers

W. McIntosh-Whyte

Rathbone SICAV Multi-Asset Portfolios – range introduction

A genuinely diversified range of funds – approach and targets

The Rathbone SICAV Multi-Asset Portfolios are designed to deliver attractive risk-adjusted returns via a pragmatic and straight-forward investment process that provides investors with a resilient and genuinely diversified fund.

The investment approach offers investors:

Flexibility – a global and unconstrained approach to investing – the ability to act opportunistically to take advantage of areas of the market that can be harder to access

Daily managed and directly invested – the ability to act swiftly and benefit from tactical trade ideas and market dislocations, along with greater transparency for us and our investors on the risk we are taking

Robust risk management tools – the ability to utilise a wide variety of means to manage risk and drawdowns in the fund, such as put options and currency hedging

Straight-forward fund construction – the ability, via our in-house Liquidity, Equity-type risk and Diversifiers (LED) process, to look at risk through a simpler lens and avoid unnecessarily complicated strategies; there is no black box here

Fund	Return	Risk	Time horizon
Rathbone SICAV Multi-Asset Enhanced Growth Portfolio	Inflation +5% (UK CPI)	Equal to equity risk	5 years +
Rathbone SICAV Multi-Asset Strategic Growth Portfolio	Inflation +3% and Inflation +5% (UK CPI)	Two thirds equity risk	5 years +
Rathbone SICAV Multi-Asset Total Return Portfolio	LIBOR GBP 6 month +2%	One third equity risk	3 years +

High risk → Medium risk → Low risk

Risk-targeted funds, focused on client outcomes

Rathbone SICAV Multi-Asset Portfolios – Introducing the Liquidity, Equity-type risk and Diversifiers (LED) framework

A genuinely diversified range of funds – our LED approach

Recent history demonstrates how the unexpected happens frequently in financial markets. Our approach recognises that assets behave differently in different market conditions. Our LED (liquidity, equity-type risk and diversifiers) risk framework supports a forward-looking approach to strategic asset allocation. By dividing asset classes into three distinct categories we are better able to control and manage risk.

L
Liquidity

Assets that can be sold easily, low credit risk but may carry interest rate and currency risk

- cash, US dollars, euros and yen
- government bonds:
  - conventional
  - index linked
  - UK and overseas
- high-quality investment grade (A+ and above)

Liquidity

Assets that we expect to be easy to buy and sell during periods of market distress or dislocation, and at a sensible price, such as government bonds, high-quality corporate bonds and cash. We also may expect to see these assets be negatively correlated to equities during these periods of stress or dislocation in markets.

E
Equity-type risk

Equities and all assets expected to be highly correlated with equities during periods of market stress

- corporate bonds: investment grade, high yield
- emerging market debt
- global equities and private equity
- REITs: UK and overseas
- commodities sensitive to the economic cycle (industrial metals/energy)

Equity-type risk

Assets that can drive growth in the funds, including equities and other securities with a high correlation to equity markets. Along with equities, this category includes riskier corporate bonds, private equity funds, industrial commodities and alternative strategies (hedge funds) with a long bias.

D
Diversifiers

Assets with diversification potential demonstrated by low correlation to equities

- commodities: precious metals, agriculture
- macro/trading: discretionary and quantitative strategies
- infrastructure
- non-G10 government bonds
- put options

Diversifiers

Assets that can reduce or offset equity risk during periods of market distress, such as precious metals, unleveraged commercial property funds and some hedge funds.

Rathbone SICAV Multi-Asset Portfolios – meet the team

A genuinely diversified range of funds – managed by a team with extensive and diverse experience

David Coombs
Fund Manager
Head of Multi-Asset Investments

David is head of the team that is responsible for managing the Rathbone Multi-Asset Portfolio funds. He joined Rathbones in 2007 after spending 19 years with Baring Asset Management where he managed multi asset funds and segregated mandates. He began his career with Hambros Bank in 1984.

Will Mcintosh-Whyte
Fund Manager

Will is a fund manager on the Rathbone Multi-Asset Portfolios, the offshore Luxembourg-based SICAVs as well as the Rathbone Managed Portfolio Service (MPS), working alongside David Coombs. Will graduated from the University of Manchester Institute of Science and technology with a BSc Hons in Management and is a CFA Charterholder.

Craig Brown
RMAPs Investment Specialist

Craig is the Investment Specialist for the Rathbone Multi-Asset Portfolios and Managed Portfolio Service (MPS). Craig joined Rathbones in 2018 with 15 years of Financial Services experience. Prior to joining Rathbones, Craig was a discretionary multi-asset portfolio manager. He is a Chartered Member of the Chartered Institute for Securities and Investment (CISI).

Specialist support

Alan Dobbie
Fund Manager

Alan joined Rathbones in 2005 and is co-manager of the Rathbone Income Fund, having previously managed a number of equity funds for Rathbones. He holds the Investment Management Certificate and is a CFA Charterholder.

Noelle Cazalis
Fund Manager

Noelle is the manager of the Rathbone High Quality Bond Fund and an assistant fund manager on Rathbone Ethical Bond Fund and Rathbone Strategic Bond Fund. She joined Rathbones in 2011 with two master's degrees in Economics and Finance with distinction. Noelle is a CFA Charterholder.

David Harrison
Fund Manager

David manages the Rathbone Global Sustainability Fund. He joined Rathbones in 2014 and with 14 years' experience in equity analysis and fund management. He holds the Investment Management Certificate and is a CFA Charterholder.

Siyuan Lin
Global Equity Analyst

Siyuan Lin works within the investment team as a global equity analyst with specific reference to Asian markets. Siyuan holds the Investment Management Certificate and is a CFA Charterholder.

David Coombs and Will McIntosh-Whyte in detail

David joined Rathbones in April 2007 from Baring Asset Management, where he developed their absolute return investment process in the 1990s. Over his 30 years experience (20 years plus in multi-asset management), David has managed unitised and segregated funds for institutional pension funds, captive insurance companies, corporate trustees and private clients including the Baring Optimum and Extended Risk funds. He joined Barings in 1988 from Hambros Bank in Guernsey, where he started his career in 1984. David is an Associate of the Chartered Institute for Securities and Investment.

Will joined Rathbones in 2007, having worked previously as a specialist researcher for Theisen Securities. At Rathbones, he joined the charities team, and was appointed as an investment manager in 2011, running institutional multi-asset mandates. He has been on the Multi-Asset team since 2015 and is member of Rathbones' Fixed Income Funds Committee.

Rathbone SICAV Multi-Asset Portfolios – the funds

A genuinely diversified range of funds

Rathbone SICAV Multi-Asset Portfolios – the funds

Rathbone SICAV Multi-Asset Total Return

Fund facts and objectives

Fund size

(31.10.20)
69m†

Return

LIBOR GBP 6 month +2%

Risk

One third equity risk

Fund inception date

May 2016

Fund codes

ISIN (L Inc GBP): LU1396460963
ISIN (L Inc EUR): LU1396460880
ISIN (L Inc USD): LU1396461003
ISIN (L Acc GBP): LU1396460294
ISIN (L Acc EUR): LU1396459957
ISIN (L Acc CHF): LU2028910045

MiFID II charges (as at 31.03.2020)

	OCF	Transaction costs	Total MiFID II charges^
	Inc: 0.85%	Inc: 0.07%	Inc: 0.92%
	Acc: 0.86%	Acc: 0.07%	Acc: 0.93%

Asset class split

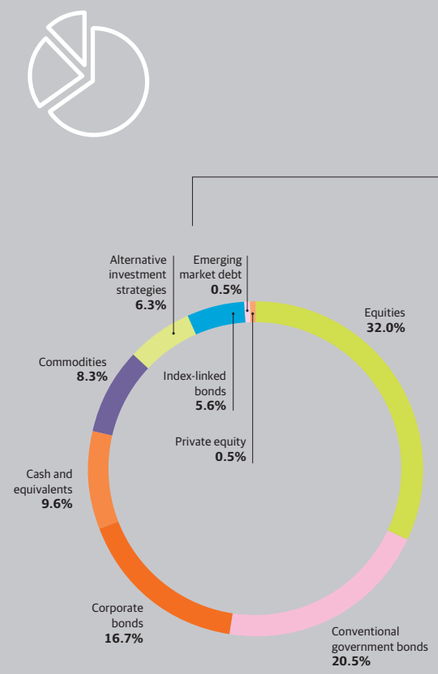

LED a unique asset allocation process

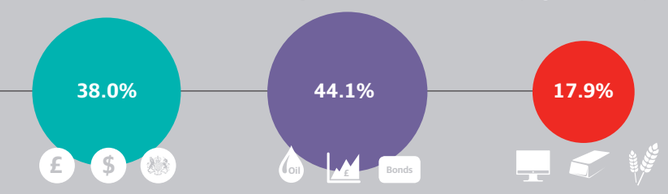

Liquidity	
Government bonds (UK conventional)	2.3%
Cash & equivalents	19.3%
Government bonds (Overseas index-Linked)	5.6%
High quality credit (UK)	5.6%
Government bonds (Overseas conventional)	5.3%

Equity-type risk	
Equities (Overseas developed)	22.3%
Equities (UK)	8.6%
Corporate bonds	7.8%
Corporate bonds (high yield)	3.3%
Equities (Asia/emerging markets)	1.1%
Emerging market debt	0.5%
Private equity	0.5%

Diversifiers	
Commodities	8.3%
Actively managed strategies	3.7%
Government bonds (Overseas conventional)	3.3%
Portfolio protection	2.6%

Top holdings

Cash	9.6%
Treasury 0.5% Bonds 22/07/2022	8.7%
Japan Treasury 0.1% 20/06/2023	5.3%
Euro Investment Bank 4.25% 2021	4.6%
US Treasury 0.25% TIPS 15/01/2025	3.4%
Treasury 1 1/2% Gilt 22/01/2021	3.3%
US Treasury Notes 0.125% TIPS 15/10/2024	2.2%
Bupa Finance 3.375% 2021	0.5%
Bank of America 6.125% 2021	0.5%

Top holdings

Discover Financial Services	0.7%
Amphenol	0.6%
Investec 4.5% 5/05/2022	0.6%
Estée Lauder	0.6%
Aptiv	0.6%
WEC Energy Group	0.6%
Alphabet	0.6%
Tencent	0.6%
Ferguson	0.6%
Lockheed Martin Co	0.6%

Top holdings

iShares Physical Gold ETC	6.1%
Singapore Treasury 2.25% 1/06/2021	3.3%
RBC Leveraged 3Yr Steepener	2.5%
JP Morgan SMI Dispersion Certificates	1.9%
BH Macro Fund	1.8%
Invesco LGIM Commodity Composite UCITS ETF	1.1%
L&G All Commodities UCITS ETF	1.1%
JP Morgan S&P 500 Put	0.1%
CATCo Reinsurance Opportunities Fund	0.0%
UBS S&P Put	0.0%

All data rounded to one decimal place.

Fund performance

L-class fund performance since launch

18 July 16 to 31 October 20, mid-mid, UK basic rate, percentage change.

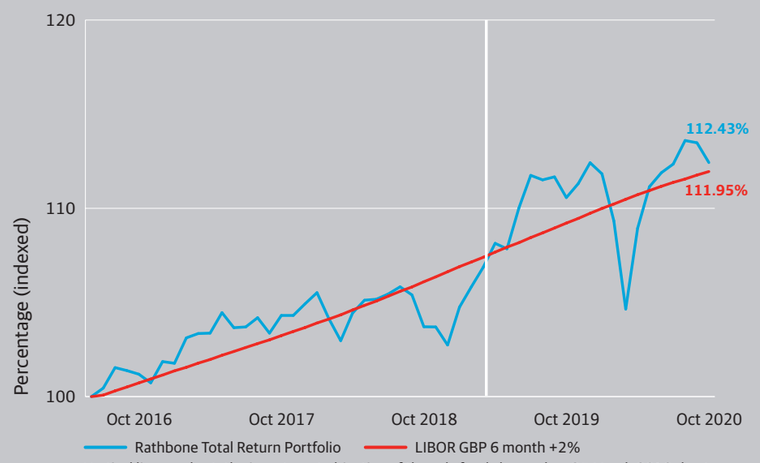

Vertical line on chart: the investment objective of the sub-fund changed on 25 March 2019 due to the sub-fund ceasing to be part of a master feeder arrangement. Therefore, performance shown prior to this date was achieved under differing circumstances.

Performance shown net of fees. Data using prices as at 31.10.2020. These figures refer to past performance, which isn't a reliable indicator of future performance. The value of investments and the income from them may go down as well as up and you may not get back your original investment.

The performance shown is for our 0.5% annual management charge share class. Some of our existing clients may be invested in a more expensive share class, the performance for which will therefore be lower. Factsheets for all share classes showing our charges and respective performance are available on request, free of charge or on our website rathbonefunds.com.

L-class fund performance and volatility

Data as at 31.10.20

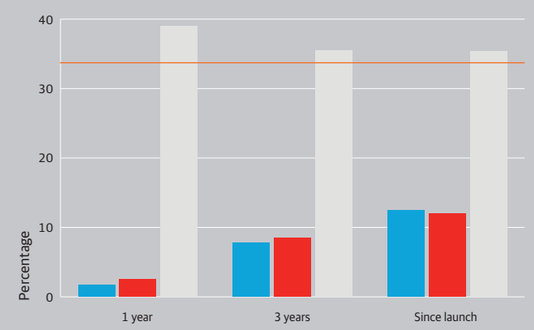

Risk analysis	Max drawdown*	Sharpe ratio*	Volatility*
Rathbone Total Return Portfolio	-6.91	0.38	4.96%
MSCI World Equity Index	-15.65	0.45	13.98%

Rathbone Total Return Portfolio
LIBOR GBP 6 month +2%
Volatility as % of MSCI World Equity Index
Budget risk

Calendar year performance

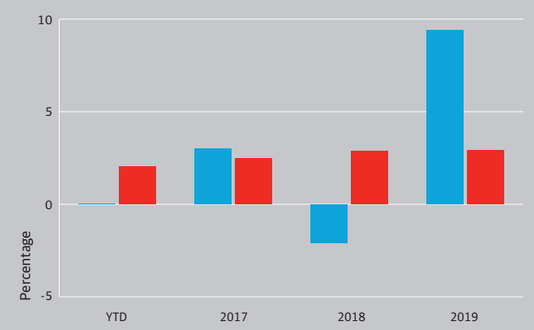

What is meant by?

Sharpe Ratio
The ratio is the average return earned in excess of the risk-free rate. The risk-free rate is the return on an investment with zero risk, meaning it's the return investors could expect for taking no risk. The yield for a government gilt, for example, could be used as the risk-free rate. This allows an investor to better see the profits associated with investing in risk-taking investments.

Maximum Drawdown
A maximum drawdown is the maximum observed loss to an investment from a peak in it's value to a trough in value, before a new peak is attained. Maximum drawdown is an indicator of what risk an investor may experience on the downside over a specified time period.

Rathbone SICAV Multi-Asset Portfolios – the funds

Rathbone SICAV Multi-Asset Strategic Growth

Fund facts and objectives

Fund size

(31.10.20)
211m†

Return

Inflation +3% and Inflation +5% (UK CPI)

Risk

Two thirds equity risk

Fund inception date

May 2016

Fund codes

0101

ISIN (L Inc GBP): LU1396459791
ISIN (L Inc EUR): LU1396459528
ISIN (L Inc USD): LU1396459874
ISIN (L Acc GBP): LU1396459015
ISIN (L Acc EUR): LU1396458801
ISIN (L Acc CHF): LU2028909971

MiFID II charges (as at 31.03.2020)

	OCF	Transaction costs	Total MiFID II charges^
	Inc: 0.81% Acc: 0.87%	Inc: 0.11% Acc: 0.11%	Inc: 0.92% Acc: 0.98%

Asset class split

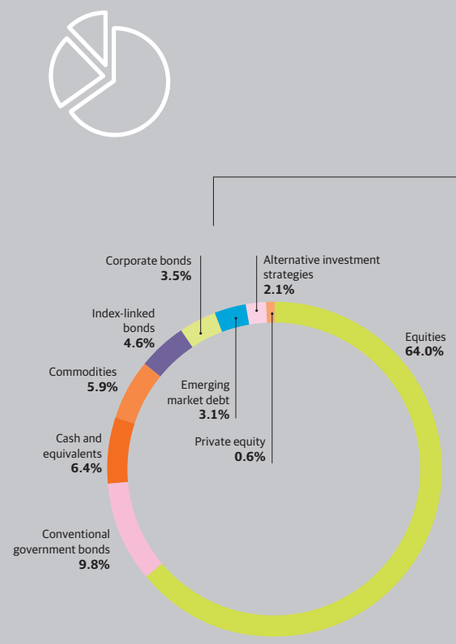

LED a unique asset allocation process

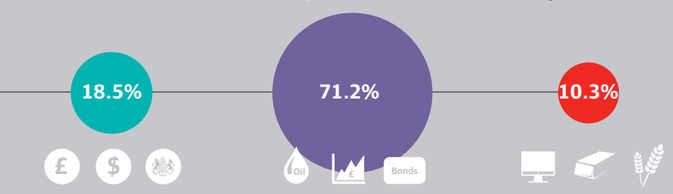

Liquidity	
Cash & equivalents	6.4%
Government bonds (Overseas index-Linked)	4.6%
Government bonds (UK conventional)	4.4%
Government bonds (Overseas conventional)	3.1%

Equity-type risk	
Equities (Overseas developed)	45.6%
Equities (UK)	12.8%
Equities (Asia/emerging markets)	5.7%
Emerging market debt	3.1%
Corporate bonds (high yield)	3.0%
Private equity	0.6%
Corporate bonds	0.4%

Diversifiers	
Commodities	5.9%
Government bonds (Overseas conventional)	2.3%
Actively managed strategies	2.0%
Portfolio protection	0.1%

Top holdings

Cash	6.4%
Treasury 1 1/2% Gilt 22/01/2021	4.4%
Japan Treasury 0.1% 20/06/2023	3.1%
US Treasury 0.25% TIPS 15/01/2025	2.8%
US Treasury Notes 0.125% TIPS 15/10/2024	1.9%

Top holdings

Discover Financial Services	1.1%
Estée Lauder	1.1%
Amphenol	1.1%
Abbott Laboratories	1.1%
Accenture	1.1%
Alphabet	1.1%
WEC Energy Group	1.0%
Ferguson	1.0%
Roche	1.0%
Rio Tinto	1.0%

Top holdings

iShares Physical Gold ETC	3.8%
Singapore Treasury 2.25% 1/06/2021	2.3%
JP Morgan SMI Dispersion Certificates	1.9%
L&G All Commodities UCITS ETF	1.3%
Invesco LGIM Commodity Composite UCITS ETF	0.8%
JP Morgan S&P 500 Put	0.1%
CATCo Reinsurance Opportunities Fund	0.1%
UBS S&P Put	0.0%

All data rounded to one decimal place.

Fund performance

L-class fund performance since launch

15 July 16 to 31 October 20, mid-mid, UK basic rate, percentage change.

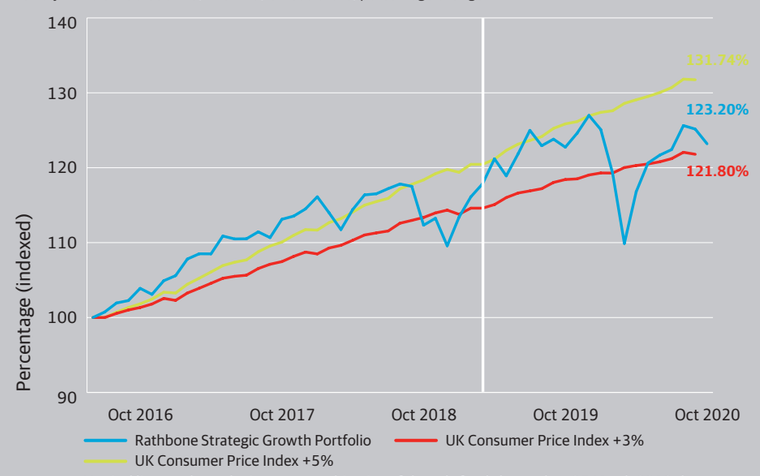

Vertical line on chart: the investment objective of the sub-fund changed on 25 March 2019 due to the sub-fund ceasing to be part of a master feeder arrangement. Therefore, performance shown prior to this date was achieved under differing circumstances.

Performance shown net of fees. Data using prices as at 31.10.2020. These figures refer to past performance, which isn't a reliable indicator of future performance. The value of investments and the income from them may go down as well as up and you may not get back your original investment.

The performance shown is for our 0.5% annual management charge share class. Some of our existing clients may be invested in a more expensive share class, the performance for which will therefore be lower. Factsheets for all share classes showing our charges and respective performance are available on request, free of charge or on our website rathbonefunds.com.

L-class fund performance and volatility

Data as at 31.10.20

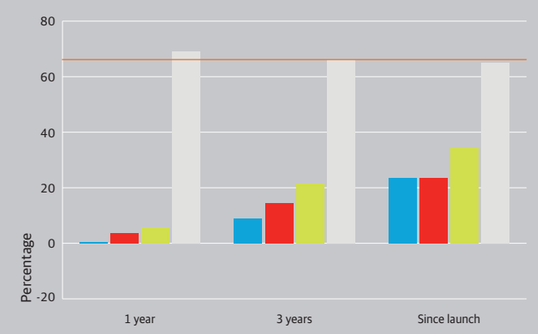

Risk analysis	Max drawdown*	Sharpe ratio*	Volatility*
Rathbone Strategic Growth Portfolio	-13.46	0.24	9.23%
MSCI World Equity Index	-15.65	0.45	13.98%

- Rathbone Strategic Growth Portfolio
- UK Consumer Price Index +3%
- UK Consumer Price Index +5%
- Volatility as % of MSCI World Equity Index
- Budget risk

Calendar year performance

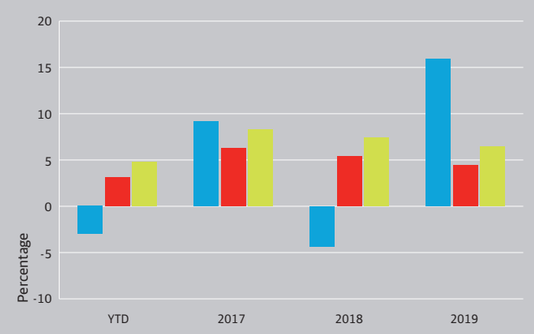

What is meant by?

Sharpe Ratio
The ratio is the average return earned in excess of the risk-free rate. The risk-free rate is the return on an investment with zero risk, meaning it's the return investors could expect for taking no risk. The yield for a government gilt, for example, could be used as the risk-free rate. This allows an investor to better see the profits associated with investing in risk-taking investments.

Maximum Drawdown
A maximum drawdown is the maximum observed loss to an investment from a peak in it's value to a trough in value, before a new peak is attained. Maximum drawdown is an indicator of what risk an investor may experience on the downside over a specified time period.

Rathbone SICAV Multi-Asset Portfolios – the funds

Rathbone SICAV Multi-Asset Enhanced Growth

Fund facts and objectives

Fund size

(31.10.20)
26m†

Return

Inflation +5% (UK CPI)

Risk

Equal to equity risk

Fund inception date

May 2016

Fund codes

ISIN (L Acc GBP): LU1396458397
ISIN (L Acc EUR): LU1396458041
ISIN (L Acc USD): LU1950969375
ISIN (L Acc CHF): LU2028909542

MiFID II charges (as at 31.03.2020)

OCF	Transaction costs	Total MiFID II charges^
1.24%	0.13%	1.37%

Asset class split

LED a unique asset allocation process

Liquidity (Range 0%-20% of fund)	Equity-type risk (Range 70%-100% of fund)	Diversifiers (Range 0%-20% of fund)
1.8%	96.1%	2.1%

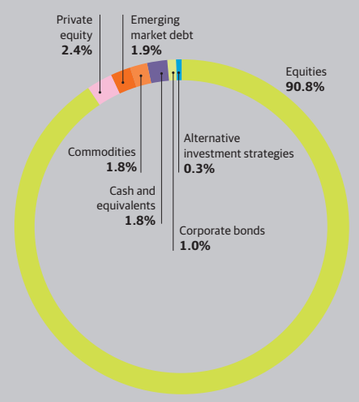

Liquidity

Cash & equivalents 1.8%

Top holdings

Cash 1.8%

Equity-type risk

Equities (Overseas developed) 61.2%
Equities (UK) 18.1%
Equities (Asia/emerging markets) 11.5%
Private equity 2.4%
Emerging market debt 1.9%
Corporate bonds 0.8%
Corporate bonds (high yield) 0.2%

Top holdings

Tencent 1.4%
Discover Financial Services 1.3%
Estée Lauder 1.3%
Aptiv 1.3%
Alphabet 1.3%
AIA 1.3%
Accenture 1.3%
Abbott Laboratories 1.3%
Amphenol 1.3%
Rio Tinto 1.2%

Diversifiers

Commodities 1.8%
Portfolio protection 0.2%
Actively managed strategies 0.1%

Top holdings

L&G All Commodities UCITS ETF 0.9%
Invesco LGIM Commodity Composite UCITS ETF 0.9%
JP Morgan S&P 500 Put 0.1%
CATCo Reinsurance Opportunities Fund 0.1%
UBS S&P Put 0.1%

All data rounded to one decimal place.

Fund performance

L-class fund performance since launch

06 March 17 to 31 October 20, mid-mid, UK basic rate, percentage change.

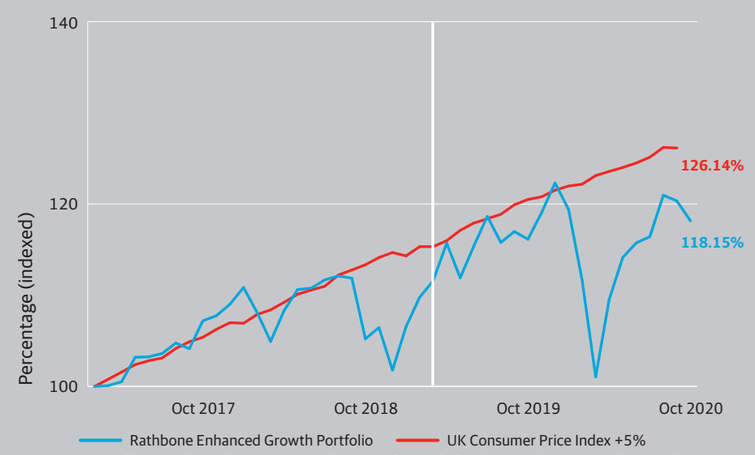

Vertical line on chart: the investment objective of the sub-fund changed on 25 March 2019 due to the sub-fund ceasing to be part of a master feeder arrangement. Therefore, performance shown prior to this date was achieved under differing circumstances.

Performance shown net of fees. Data using prices as at 31.10.2020. These figures refer to past performance, which isn't a reliable indicator of future performance. The value of investments and the income from them may go down as well as up and you may not get back your original investment.

The performance shown is for our 0.5% annual management charge share class. Some of our existing clients may be invested in a more expensive share class, the performance for which will therefore be lower. Factsheets for all share classes showing our charges and respective performance are available on request, free of charge or on our website rathbonefunds.com.

L-class fund performance and volatility

Data as at 31.10.20

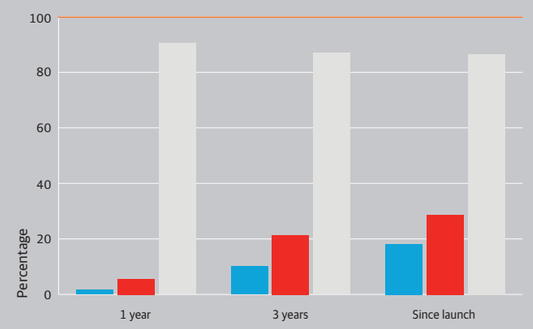

Risk analysis	Max drawdown*	Sharpe ratio*	Volatility*
Rathbone Enhanced Growth Portfolio	-17.39	0.22	12.17%
MSCI World Equity Index	-15.65	0.45	13.98%

- Rathbone Enhanced Growth Portfolio
- UK Consumer Price Index +5%
- Volatility as % of MSCI World Equity Index
- Budget risk

Calendar year performance

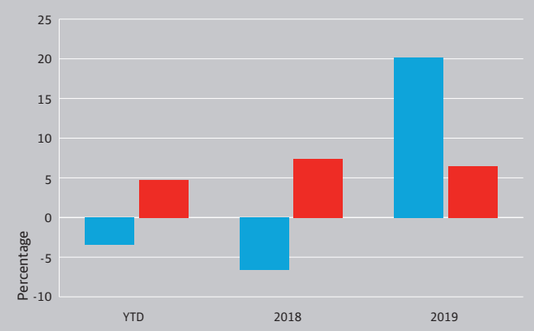

What is meant by?

Sharpe Ratio
The ratio is the average return earned in excess of the risk-free rate. The risk-free rate is the return on an investment with zero risk, meaning it's the return investors could expect for taking no risk. The yield for a government gilt, for example, could be used as the risk-free rate. This allows an investor to better see the profits associated with investing in risk-taking investments.

Maximum Drawdown
A maximum drawdown is the maximum observed loss to an investment from a peak in it's value to a trough in value, before a new peak is attained. Maximum drawdown is an indicator of what risk an investor may experience on the downside over a specified time period.

Your Rathbones contacts:

Chris Wanless
Business Development Director

Chris joined Rathbones in 2014 from Jupiter Asset Management where he worked with Financial Intermediaries across the UK and Europe for over a decade. Chris joined Rathbones as part of the transaction involving the Jupiter Private Clients and Charities team and was an integral part of launching the Rathbones International business in 2014. Chris is responsible for identifying and developing business relationships with Financial Intermediaries Internationally.

Email: chris.wanless@rathbones.com

Jack Herbert
Business Development Director

Jack joined Rathbones in 2017 from Standard Chartered Bank where he was a Senior Banker advising and structuring high net worth individuals investment needs. He has gained International experience in Africa, Asia and the Middle East. Through his wide ranging international network and close ties with the Channel Islands, Jack is responsible for identifying and developing business relationships with Financial Intermediaries Internationally. Jack holds a BA Honours degree from the University of Chichester. He is a qualified Investment professional and a Member of the Chartered Institute of Securities and Investment.

Email: jack.herbert@rathbones.com

Information notes

[1]Please note that the size of fund shown is that of the Luxembourg SICAV sub-fund after the change from master feeder structure to being a directly invested fund. Prior to March 2019 the size of fund shown was that of the UK domiciled Master fund. If you have any questions please contact your financial adviser.

^The OCF includes the charges for the underlying funds held in the product. From April 2018, the ongoing charges figure has been calculated according to PRIIPs regulations, which came into effect on 1 January 2018. Holdings are based on six monthly audited accounts. Changes to fund holdings within this period may result in higher or lower ongoing charges.

Source performance data FE fundinfo, mid to mid, net income re-invested. This is net of expenses and tax. Data using prices as at 31.10.2020. UK Consumer Price Inflation figures quoted with a one month lag. SICAV L-class shares were launched in May 2016. Performance is shown for SICAV L-class accumulation shares, which were launched on 18 July 2016 (Rathbone SICAV Multi-Asset Total Return Portfolio); 15 July 2016 (Rathbone SICAV Multi-Asset Strategic Growth Portfolio); 06 March 2017 (Rathbone SICAV Multi-Asset Enhanced Growth Portfolio), total return net income reinvested. The volatility as a percentage of the MSCI World Equity Index figures are calculated using monthly data.

*Volatility, Sharpe Ratio and Maximum Drawdown given on a 3 year rolling basis. Sharpe Ratio calculated using a Risk Free Rate based on 3 month LIBOR.

Source and Copyright Citywire: David Coombs is A rated by Citywire for his three year risk adjusted performance for the period 30.09.2017-30.09.2020.

Rathbone Unit Trust Management has achieved a Gold Rating in the Mixed Asset — Absolute Return sector by Citywire for their rolling risk-adjusted performance, across all management teams in the sector, over the period 30.09.2013-30.09.2020.

Important information

Copies of the Prospectus, the Key Investor Information Document (KIID), the Supplementary Information Document (SID), and application forms may be obtained, free of charge, from Rathbone Unit Trust Management Limited.

The use of derivatives for investment purposes may increase the volatility of a sub-fund's net asset value and may increase its risk profile.

Emerging markets are volatile and may suffer from liquidity problems. Changes in rates of exchange between currencies may cause the value of investments to decrease or increase.

Details of tax levels and reliefs may change in the future. The value of any tax relief depends on individual circumstances. If you have doubts about your tax position, or the suitability of this investment, you should seek professional advice.

As the Manager's annual fee is taken from capital, that capital may be eroded or growth restricted to the extent of the charge and that, while there may as a result be a reduction in liability for Capital Gains Tax, there will be some increase in Income Tax liability for tax paying shareholders.

When operating in the EEA, Rathbone Unit Trust Management works in partnership with a tied agent. In Europe we market our funds through Rathbone Funds Advisers, Unipessoal Lda. ("Rathbone Funds Advisers") a company acting as a tied agent to Carne Global Financial Services (Europe), Unipessoal Lda. ("Carne Global") which is an investment advisory firm authorised under MiFID II and supervised by the Portuguese Securities Market Commission — the CMVM (Comissão do Mercado de Valores Mobiliários). Rathbone Funds Advisers is registered in Portugal and has been appointed by Carne Global to provide investment advisory services on its behalf in relation to financial instruments, in particular units or shares in undertakings for collective investments.

Any views and opinions are those of the investment manager, and coverage of any assets held must be taken in context of the constitution of the fund and in no way reflect an investment recommendation.

Rathbone Unit Trust Management Limited
8 Finsbury Circus, London EC2M 7AZ

International information line
+44 (0)20 7399 0800
international@rathbones.com
rathbonefunds.com

Investment manager:
Rathbone Unit Trust Management Limited
Authorised and regulated by the Financial Conduct Authority

A member of the Investment Association

A member of the Rathbone Group.
Registered No. 02376568

Management company:
FundRock Management Company S.A.
Authorised in Luxembourg and regulated by the Commission de Surveillance du Secteur Financier

Rathbones
Look forward

7125.01.21