

Rathbone Global Opportunities Fund

Investment objective

We aim to deliver a greater total return than the Investment Association (IA) Global Sector, after fees, over any five-year period. Total return means the return we receive from the value of our investments increasing (capital growth) plus the income we receive from our investments (dividend payments). We use the IA Global sector as a target for our fund's return because we aim to achieve a better return than the average of funds that are similar to ours.

We compare our asset allocation to the FTSE World Index to give you an indication of how our fund is positioned against the global stock market.

Investment strategy

This is a stock-picking fund, which means we invest in a small number of global stocks. We search developed countries for innovative and scalable businesses that are growing fast and shaking up their industries.

To be successful, we believe businesses have to offer something that others can't match - a star quality. They must be easy to understand, different to their competitors, durable to change and difficult to imitate. Companies must have a plan to grow rapidly without running out of money or overstressing their resources. Our speciality is spotting these businesses before they are household names.

We buy companies of all sizes, but our sweet spot is mid-sized growth companies in developed markets. We avoid investing in companies listed in emerging markets.

We avoid investing in businesses which have previously performed poorly, preferring those with an unblemished past. We don't invest in unpredictable sectors with poor growth prospects. To reduce risk, we hold a defensive bucket of companies with slow and steady growth that should be less sensitive to the economy.

Fund facts

Manager	Rathbone Unit Trust Management Limited
Trustee	NatWest Trustee and Depository Services
Date launched/launch price	09 May 2001/50p
Size of fund	Mid-market: £2,780.68m
Unit price	Accumulation (Acc): 301.47p
Historical distribution yield	0.00%
Total no. of holdings	60
Initial charge	None
MiFID II charges	
Ongoing charges figure (OCF) as at 31.01.2020	1.53%
Transaction costs	0.12%
Total MiFID II charges	1.65%
The MiFID II charges include the ongoing charges figure (OCF) and transaction costs. PRIIPs compliant*	
Minimum initial investment	£100,000,000
Minimum additional investments	£500

10 largest holdings

Data as at 31.08.20	%
Amazon.com	3.31
PayPal Holdings	2.76
Adobe Systems	2.76
Sartorius Stedim Biotech	2.61
Nvidia	2.46
Ocado	2.13
salesforce.com	2.13
Match Group	2.03
MasterCard	1.92
Rollins	1.89

Dealing/valuation

Forward daily: 9.00am-5.00pm
Valuation point: 12.00 midday
Dealing/valuation: 0330 123 3810
Information line: 020 7399 0399

Fund codes

Sedol (Acc): 3034909
ISIN (Acc): GB0030349095

Distributions per unit

Acc Only	Ex div	Payment
Interim	01 Aug	30 Sep
Final	01 Feb	31 Mar
Year end 31 January		

Product availability


For Investment Advisers, third party availability – all major platforms.

For more information, please see our 'distribution partners' page on the 'How to Invest' section of our website rathbonefunds.com

Manager ratings

CITYWIRE AA

James Thomson



Management



James Thomson
Lead Fund Manager

James joined Rathbones in October 2000. He was appointed co-manager of the fund in November 2003 and in July 2005 was given sole responsibility. He is also an Executive Director of Rathbone Unit Trust Management.



Sammy Dow
Fund Manager

Sammy co-manages the fund along with James. He joined Rathbones in July 2014 from JP Morgan Cazenove, where he worked for 14 years in Pan-European Equity Sales providing both primary and secondary advice to Hedge Funds, Institutional and Private clients.

Awards

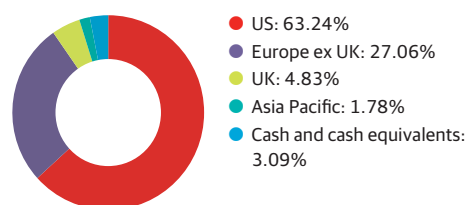


Fund ratings



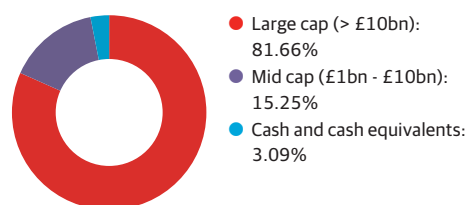
Geographical split

Data as at 31.08.20



Capitalisation split

Data as at 31.08.20



You should know

Important information

Copies of the Prospectus, the Key Investor Information Document (KIID), the Supplementary Information Document (SID), and application forms may be obtained, free of charge, from Rathbone Unit Trust Management Limited.

Emerging markets are volatile and may suffer from liquidity problems. Changes in rates of exchange between currencies may cause the value of investments to decrease or increase.

Details of tax levels and reliefs may change in the future. The value of any tax relief depends on individual circumstances. If you have doubts about your tax position, or the suitability of this investment, you should seek professional advice.

To meet the investment objective, the fund may also invest, at the Manager's discretion, in other transferable securities, money market instruments, warrants, cash and near cash, deposits and units in collective investment schemes. Use may be made of stocklending, borrowing, cash holdings, hedging and other investment techniques permitted by the FCA Rules.

The annual management charge and other income expenses are paid out of the fund's income.

Information notes

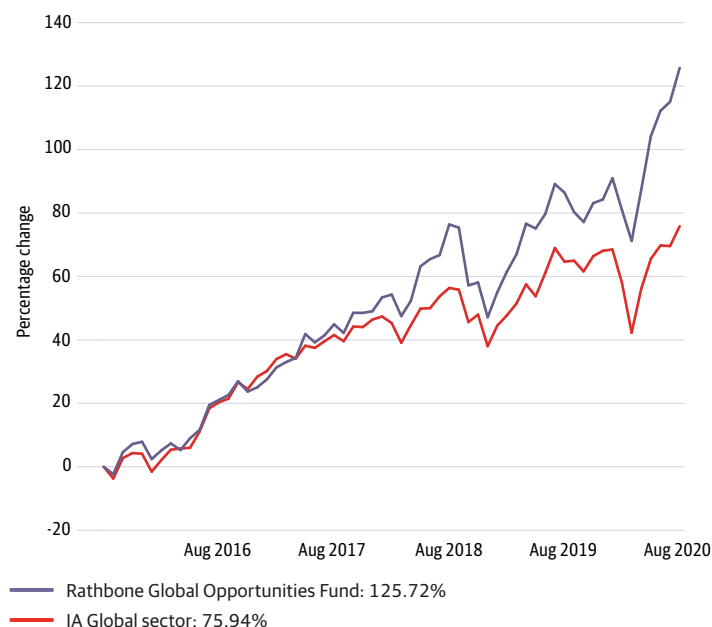
[^]From April 2018, the ongoing charges figure has been calculated according to PRIIPs regulations, which came into effect on 1 January 2018. Holdings are based on six monthly audited accounts. Changes to fund holdings within this period may result in higher or lower ongoing charges.

Source performance data FE fundinfo, price performance based upon bid to bid prior to 21.01.19 and single price (mid) thereafter. This is net of expenses and tax. Data using prices as at 31.08.2020. *Alpha, Beta and Volatility statistics given on a 5 year rolling basis. Alpha and Beta are calculated using the FTSE World (GBP) Index as the benchmark. Alpha, Beta and Volatility shown is annualised standard deviation of monthly returns. **Turnover is calculated on a 1 year rolling basis.

©2020 Morningstar. All rights reserved. The Morningstar Analyst Rating™ is subjective in nature and reflects Morningstar's current expectations of future events/behaviour as they relate to a particular fund. Because such events/behaviour may turn out to be different than expected, Morningstar does not guarantee that a fund will perform in line with its Morningstar Analyst Rating. Likewise, the Morningstar Analyst Rating should not be seen as any sort of guarantee or assessment of the creditworthiness of a fund or of its underlying securities and should not be used as the sole basis for making any investment decision.

Source and Copyright Citywire: James Thomson is AA rated by Citywire for his three year risk adjusted performance for the period 31.07.2017-31.07.2020.

R-class fund performance over 5 years



31 August 15 to 31 August 20, UK basic rate in UK Sterling, percentage change. Price performance based upon bid to bid prior to 21.01.19 and single price (mid) thereafter

Sector breakdown

Data as at 31.08.20	%
Oil and gas	0.00
Basic materials	1.42
Industrials	11.30
Consumer goods	12.12
Health care	8.26
Consumer services	18.46
Telecommunications	1.78
Utilities	0.00
Financials	14.94
Technology	28.63
Cash and cash equivalents	3.09

R-class fund performance

Data as at 31.08.20	1 year	3 years	5 years
Rathbone Global Opportunities Fund	21.08%	55.77%	125.72%
IA Global sector	6.72%	24.33%	75.94%
Quartile rank	1	1	1

Discrete annual performance, quarter ending 30 June	2016	2017	2018	2019	2020
Rathbone Global Opportunities Fund	12.83%	24.72%	18.83%	8.59%	18.11%
IA Global sector	6.68%	23.71%	9.12%	7.50%	5.36%

	Alpha*	Beta*	Volatility*	Turnover**
Rathbone Global Opportunities Fund	4.77	0.91	13.31%	30.92%
IA Global sector	-1.44	0.98	12.39%	

Price performance based upon bid to bid prior to 21.01.19 and single price (mid) thereafter. Past performance should not be seen as an indication of future performance. The value of investments and the income from them may go down as well as up and you may not get back your original investment.