

Rathbone SICAV Multi-Asset Enhanced Growth Portfolio

Investment objective

The sub-fund's objective is to deliver a greater total return than the United Kingdom's Consumer Price Index (CPI) measure of inflation +5%, after fees, over any rolling five-year period by investing with the Liquidity, Equity-type risk and Diversifier assets (LED) framework developed by the investment manager. The sub-fund aims to deliver this return with no more volatility than that of the FTSE Developed Market Index. There is no guarantee that the sub-fund will achieve a positive return over this, or any other, period and you may not get back the original amount you invested.

Fund facts

Investment manager
Rathbone Unit Trust Management Limited

Depository
HSBC France, Luxembourg branch

Product type
SICAV

Date launched
Sub-fund: May 2016

Size of fund†
Sub-fund: £40.28m††

Share price
Daily prices available at
rathbonefunds.com

Total no. of holdings
91

Initial charge
None

Annual management charge (AMC)
0.50%

MiFID II charges
Ongoing charges figure (OCF) as at 30.09.2021
0.78%

Transaction costs
0.15%

Total MiFID II charges
0.93%
The MiFID II charges include the ongoing charges figure (OCF) and transaction costs. PRIIPs compliant*

Minimum investment (initial/additional)
\$1,000,000 / \$1,000

Reporting status
Yes

Fund codes
ISIN (L Acc GBP): LU1396458397
ISIN (L Acc EUR): LU1396458041
ISIN (L Acc USD): LU1950969375
ISIN (L Acc CHF): LU2028909542

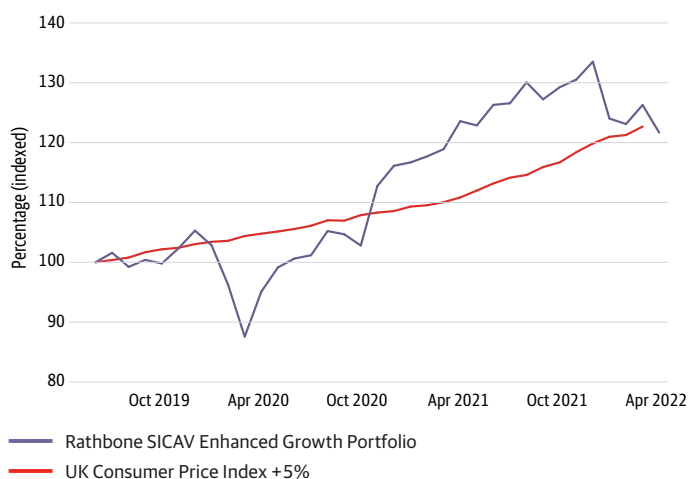
Dealing/valuation

Forward daily: 9.00am-5.00pm CET
Valuation point: 1.00pm CET
Dealing/valuation: +352 40 46 46 766
Information line: +44 (0)20 7399 0800

Product availability

For more information, please see our 'distribution partners' on the 'How to Invest' section of our website
rathbonefunds.com

Fund performance



10 July 19 to 30 April 22, mid-mid, UK basic rate, percentage change.
Fund performance in USD, Benchmark in GBP.

Management



David Coombs
Fund Manager, Head of Multi-Asset Investments

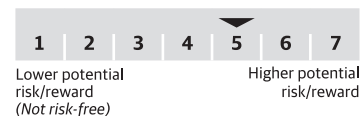
David heads up the team responsible for managing the Rathbone Multi-Asset Portfolios. He joined Rathbones in 2007 after spending 19 years with Baring Asset Management where he managed multi-asset funds and segregated mandates. His career began with Hambros Bank in 1984.



Will McIntosh-Whyte
Fund Manager

Will is a fund manager on the Rathbone Multi-Asset Portfolios, the offshore Luxembourg-based SICAVs as well as the Rathbone Managed Portfolio Service (MPS), working alongside David Coombs. Will joined Rathbones in 2007 having graduated from UMIST with a BSc Hons in Management and is a CFA Charterholder.

Risk and reward profile



For more information, please see the KIIDs.

Fund performance and volatility*

Data as at 30.04.22	YTD	1 year	Since launch
Rathbone SICAV Enhanced Growth Portfolio	-8.88%	-1.54%	21.67%
UK Consumer Price Index +5%	3.94%	12.39%	24.61%
Volatility as % of FTSE Developed Index**		93.98%	92.29%

Discrete performance, to previous quarter. 12 months ending:	Mar 22	Mar 21	Mar 20	Mar 19	Mar 18
Rathbone SICAV Enhanced Growth Portfolio	6.19%	35.78%	-	-	-
UK Consumer Price Index +5%	11.48%	5.46%	-	-	-

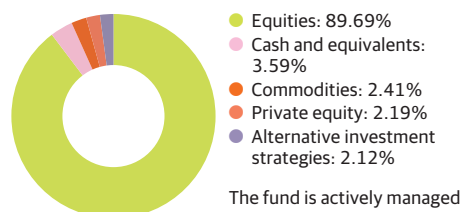
Performance shown net of fees. Data using prices as at 30.04.2022. UK Consumer Price Inflation figures quoted with a one month lag. Performance is shown for SICAV L-class accumulation shares, which were launched on 10 July 2019, total return net income reinvested. Past performance does not predict future returns. For further information on risks and costs, please read the Prospectus and Key Investor Information Documents (KIIDs), available for free at rathbonefunds.com.

Please note that the Rathbone Luxembourg SICAV may decide to terminate the agreements made for the marketing of the fund pursuant to Article 93a of Directive 2009/65/EC. For a summary of investor rights and guidelines regarding an individual or collective action for litigation on a financial product at European Union level and in the respective country of residence of the investor, please refer to the following link: rathbonefunds.com. The summary is available in English or an authorised language in the investor's country of residence.

Fund performance in USD, Benchmark in GBP.

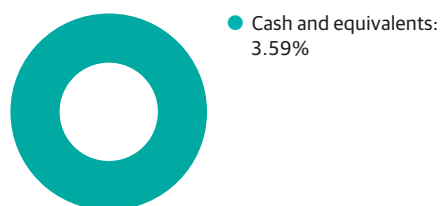
Asset class split

Data as at 30.04.22



Liquidity

Currently 3.59% of total fund (range 0%-20%)

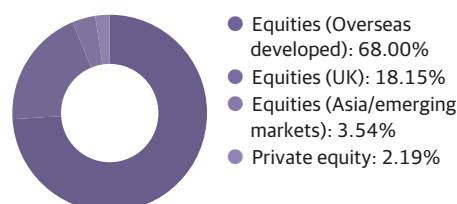


Top holdings

Cash 3.59%

Equity-type risk

Currently 91.88% of total fund (range 70%-100%)

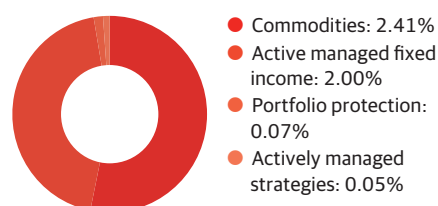


Top direct holdings

Company	Percentage
Discover Financial Services	1.57
Visa	1.44
Linde	1.43
Rentokil	1.41
Lockheed Martin	1.40
Ulta Beauty	1.37
Shell	1.33
Cadence Design Systems	1.32
Edwards Lifesciences	1.31
Coca-Cola	1.31

Diversifiers

Currently 4.53% of total fund (range 0%-20%)



Top holdings

Company	Percentage
Societe Generale US Rates Volatility Trend Note	2.00
Invesco LGIM Commodity Composite UCITS ETF	1.28
L&G All Commodities UCITS ETF	1.13
UBS Nasdaq 90% Strike Put	0.07
CATCo Reinsurance Opportunities Fund	0.05

You should know

Important information

Copies of the Prospectus, the Key Investor Information Document (KIID), the Supplementary Information Document (SID), and application forms may be obtained, free of charge, from Rathbone Unit Trust Management Limited.

If you have doubts about your tax position, or the suitability of this investment, you should seek professional advice.

The Manager's annual fee is deducted from fund's income.

Information notes

CET - Central European Time

¹Mid market value

[^]The OCF includes the charges for the underlying funds held in the product. From April 2018, the ongoing charges figure has been calculated according to PRIIPs regulations, which came into effect on 1 January 2018. Holdings are based on six monthly audited accounts. Changes to fund holdings within this period may result in higher or lower ongoing charges.

** (Targeting ≤100.00%).

Source performance data FE fundinfo, mid to mid, net income re-invested. This is net of expenses and tax. Data using prices as at 30.04.2022. UK Consumer Price Inflation figures quoted with a one month lag. SICAV L-class shares were launched in May 2016. *Performance is shown for SICAV L-class accumulation shares, which were launched on 10 July 2019, total return net income reinvested. The volatility as a percentage of the FTSE Developed Index figures are calculated using monthly data.

Please refer to the Prospectus of the UCITS and the KIID before making any final investment decisions.