

Rathbone SICAV Multi-Asset Enhanced Growth Portfolio

Investment objective

The sub-fund's objective is to deliver a greater total return than the United Kingdom's Consumer Price Index (CPI) measure of inflation +5%, after fees, over any rolling five-year period by investing with the Liquidity, Equity-type risk and Diversifier assets (LED) framework developed by the investment manager. The sub-fund aims to deliver this return with no more volatility than that of the FTSE Developed Market Index. There is no guarantee that the sub-fund will achieve a positive return over this, or any other, period and you may not get back the original amount you invested.

Fund facts

Investment manager
Rathbone Unit Trust Management Limited

Depository
HSBC Continental Europe, Luxembourg

Product type
SICAV

Date launched
Sub-fund: May 2016

Size of fund†
Sub-fund: £40.45m††

Share price
Daily prices available at
rathbonefunds.com

Total no. of holdings
98

Initial charge
None

Annual management charge (AMC)
0.50%

MiFID II charges
Ongoing charges figure (OCF) as at 30.09.2022
0.98%

Transaction costs
0.10%

Total MiFID II charges
1.08%
The MiFID II charges include the ongoing charges figure (OCF) and transaction costs. PRIIPs compliant*

Minimum investment (initial/additional)
£1,000,000 / £500

Reporting status
Yes

Fund codes
ISIN (L Acc GBP): LU1396458397
ISIN (L Acc EUR): LU1396458041
ISIN (L Acc USD): LU1950969375
ISIN (L Acc CHF): LU2028909542

Dealing/valuation

Forward daily: 9.00am-5.00pm CET

Valuation point: 1.00pm CET

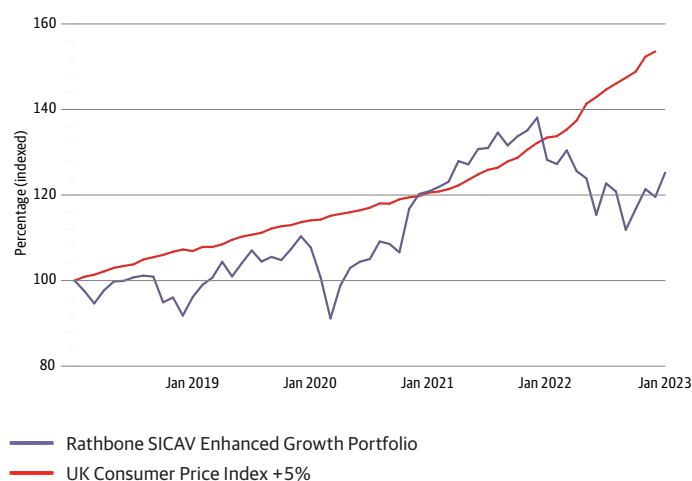
Dealing/valuation: +352 40 46 46 766

Information line: +44 (0)20 7399 0800

Product availability

For more information, please see our 'distribution partners' on the 'How to Invest' section of our website
rathbonefunds.com

Fund performance over 5 years



31 January 18 to 31 January 23, mid-mid, UK basic rate, percentage change.

Management



David Coombs
Fund Manager, Head of Multi-Asset Investments

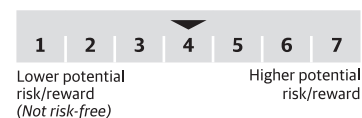
David heads up the team responsible for managing the Rathbone Multi-Asset Portfolios. He joined Rathbones in 2007 after spending 19 years with Baring Asset Management where he managed multi-asset funds and segregated mandates. His career began with Hambros Bank in 1984.



Will McIntosh-Whyte
Fund Manager

Will is a fund manager on the Rathbone Multi-Asset Portfolios, the offshore Luxembourg-based SICAVs as well as the Rathbone Managed Portfolio Service (MPS), working alongside David Coombs. Will joined Rathbones in 2007 having graduated from UMIST with a BSc Hons in Management and is a CFA Charterholder.

Risk and reward profile



The above is the summary risk indicator (SRI). For more information, please see the KIDs (or the KIIDs, which contain synthetic risk and reward indicator, or SRRI).

Ratings and awards



Fund performance and volatility*

Data as at 31.01.23	YTD	1 year	3 years	5 years	Since launch
Rathbone SICAV Enhanced Growth Portfolio	4.72%	-2.34%	16.24%	25.23%	38.80%
UK Consumer Price Index +5%	0.80%	16.02%	35.70%	54.78%	67.39%
Volatility as % of FTSE Developed Index**		98.81%	95.30%	93.04%	92.58%
Discrete performance, to previous quarter. 12 months ending:	Dec 22	Dec 21	Dec 20	Dec 19	Dec 18
Rathbone SICAV Enhanced Growth Portfolio	-13.39%	14.83%	8.97%	20.17%	-6.63%
UK Consumer Price Index +5%	16.19%	10.40%	5.40%	6.46%	7.41%
Risk analysis			Max drawdown***	Sharpe ratio***	Volatility***
Rathbone SICAV Enhanced Growth Portfolio			-18.99	0.30	13.10%
FTSE Developed Index			-15.68	-	14.08%

Performance shown net of fees. Data using prices as at 31.01.2023. UK Consumer Price Inflation figures quoted with a one month lag. Performance is shown for SICAV L-class accumulation shares, which were launched on 06 March 2017, total return net income reinvested. Past performance does not predict future returns. For further information on risks and costs, please read the Prospectus, Key Information Documents (KIDs) and Key Investor Information Documents (KIIDs), available for free at rathbonefunds.com. Please note that the Rathbone Luxembourg SICAV may decide to terminate the agreements made for the marketing of the fund pursuant to Article 93a of Directive 2009/65/EC. For a summary of investor rights and guidelines regarding an individual or collective action for litigation on a financial product at European Union level and in the respective country of residence of the investor, please refer to the following link: rathbonefunds.com. The summary is available in English or an authorised language in the investor's country of residence.

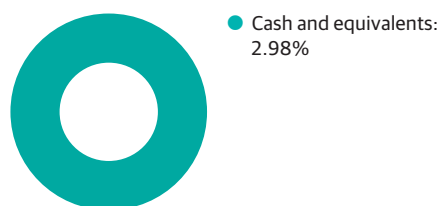
Asset class split

Data as at 31.01.23



Liquidity

Currently 2.98% of total fund (range 0%-10%)




Top holdings

Cash 2.98%

Equity-type risk

Currently 94.83% of total fund (range 70%-100%)

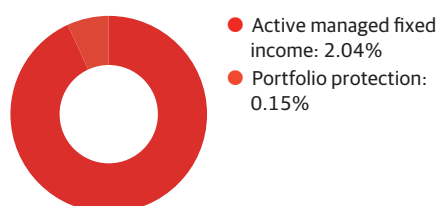


Top direct holdings

Company	Percentage
Siemens	1.40%
Estee Lauder	1.38%
Ulta Beauty	1.37%
Next	1.36%
Shopify	1.34%
ASML	1.33%
Visa	1.33%
LVMH	1.32%
Adobe	1.31%
Linde	1.30%

Diversifiers

Currently 2.19% of total fund (range 0%-20%)



Top holdings

Instrument	Percentage
Société Générale US Rates Volatility Trend Note	2.04%
UBS S&P 95/75% put spread Feb23	0.08%
Credit Agricole S&P 95/75% put spread June23	0.07%
CATCo Reinsurance Opportunities Fund	0.00%

You should know

Important information

Copies of the Prospectus, the Key Information Document (KID), the Key Investor Information Document (KIID), the Supplementary Information Document (SID), and application forms may be obtained, free of charge, from Rathbone Unit Trust Management Limited.

If you have doubts about your tax position, or the suitability of this investment, you should seek professional advice.

The Manager's annual fee is deducted from fund's income.

Information notes

CET - Central European Time

[†]Mid market value

[^]The OCF includes the charges for the underlying funds held in the product. From April 2018, the ongoing charges figure has been calculated according to PRIIPs regulations, which came into effect on 1 January 2018. Holdings are based on six monthly audited accounts. Changes to fund holdings within this period may result in higher or lower ongoing charges.

Source performance data FE fundinfo, mid to mid, net income re-invested. This is net of expenses and tax. Data using prices as at 31.01.2023. UK Consumer Price Inflation figures quoted with a one month lag. SICAV L-class shares were launched in May 2016. *Performance is shown for SICAV L-class accumulation shares, which were launched on 06 March 2017, total return net income reinvested. The volatility as a percentage of the FTSE Developed Index figures are calculated using monthly data.

** (Targeting $\leq 100.00\%$).

***Volatility, Sharpe Ratio and Maximum Drawdown given on a 5 year rolling basis. Sharpe Ratio calculated using a Risk Free Rate based on SONIA.

Please refer to the Prospectus of the UCITS and the KID and/or KIID before making any final investment decisions.