

S-class shares

Contact us 020 7399 0399 rutm@rathbones.com

# Rathbone Enhanced Growth Portfolio

## Investment objective

We aim to deliver a greater total return than the Consumer Price Index (CPI) measure of inflation +5%, after fees, over any rolling five-year period by investing with our Liquidity, Equity-type risk and Diversifiers (LED) framework. Total return means the return we receive from the value of our investments increasing (capital growth) plus the income we receive from our investments (interest and dividend payments). We use the CPI +5% as a target for our fund's return because we aim to grow your investment significantly above inflation.

We aim to deliver this return with no more volatility than that of the FTSE Developed stock market Index. As an indication, if global stock markets fall our fund value should be expected to fall by around that amount. Because we measure volatility over a five-year period, some falls may be larger or smaller over shorter periods of time. We aim to limit the amount of volatility risk our fund can take because we want our investors to understand the risk they are taking in terms of the global stock market.

## Fund facts

**Authorised Corporate Director (Manager)**  
Rathbone Unit Trust Management Limited

**Depository**  
NatWest Trustee and Depository Services

**Product Type**  
Single-priced, Open-Ended Investment Company (OEIC), umbrella fund

**Date launched/launch Price**  
01 August 2011/100p (fund)  
01 October 2012 (share class)

**Size of fund**  
Mid-market: £104.33m<sup>††</sup>

**Share price**  
Acc: 197.89p

**Historical distribution yield**  
1.15%

**Total no. of holdings**  
93

**Initial charge**  
None

**MiFID II charges**  
**Ongoing charges figure (OCF) as at 31.03.2020**  
0.79%

**Transaction costs**  
0.13%

**Total MiFID II charges**  
0.92%  
The MiFID II charges include the ongoing charges figure (OCF) and transaction costs. PRIIPs compliant\*

**Minimum initial investment**  
£1,000

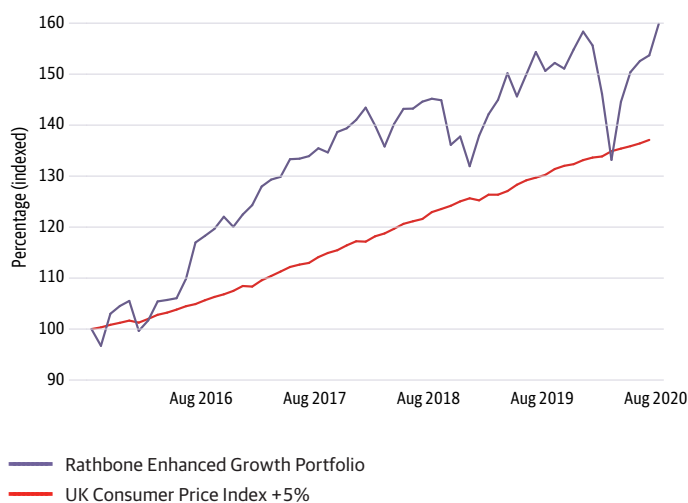
**Minimum additional investments**  
£500

**Fund codes**  
Sedol (Acc): B7ZPKY2  
ISIN (Acc): GB00B7ZPKY25

## Dealing/valuation

Forward daily: 9.00am-5.00pm  
Valuation point: 12.00 midday  
Dealing/valuation: 0330 123 3810  
Information line: 020 7399 0399

## Fund performance over 5 years



31 August 15 to 31 August 20, mid-mid, UK basic rate in UK Sterling, percentage change.

**\*\*Please note that the change in size of fund is as a result of the Luxembourg SICAV version of this fund converting from a master feeder structure to a directly managed fund. If you have any questions please contact your financial adviser.**

## Management



**David Coombs**  
*Fund Manager, Head of Multi-Asset Investments*

David joined Rathbones in April 2007. He is lead manager of the Rathbone Multi-Asset Portfolios. He has over 30 years of investment industry experience, much of it managing multi-asset portfolios.



**Will McIntosh-Whyte**  
*Fund Manager*

Will McIntosh-Whyte is a fund manager on the Rathbone Multi-Asset Portfolio Funds, working alongside David Coombs. Will joined Rathbones in 2007 on the charities team. He has been on the Multi-Asset team since 2015 and is member of Rathbones' Fixed Income Funds Committee. Will graduated from the UMIST with a BSc Hons in Management, and is a CFA charterholder.

## Fund ratings

## S-class fund performance and volatility

Data as at 31.08.20	1 year	3 years	5 years	Since launch
Rathbone Enhanced Growth Portfolio	6.12%	18.02%	59.86%	94.68%
UK Consumer Price Index +5%	6.17%	22.41%	39.25%	82.15%
Volatility as % of FTSE Developed Index*	87.18%	85.54%	88.96%	95.45%

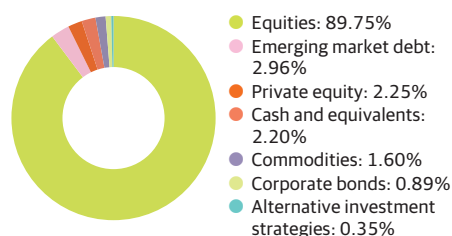
Calendar year performance	YTD	2019	2018	2017	2016
Rathbone Enhanced Growth Portfolio	0.96%	20.00%	-6.44%	15.15%	16.06%
UK Consumer Price Index +5%	3.48%	6.47%	7.41%	8.31%	6.18%

Risk analysis	Max drawdown**	Sharpe ratio**	Volatility**	Turnover***
Rathbone Enhanced Growth Portfolio	-15.88	0.42	11.84%	39.39%
FTSE Developed Index	-15.68	0.54	13.84%	

Performance shown net of fees. Data using prices as at 31.08.2020. UK Consumer Price Inflation figures quoted with a one month lag. Past performance should not be seen as an indication of future performance. The value of investments and the income from them may go down as well as up and you may not get back your original investment.

## Asset class split

Data as at 31.08.20



## Distributions per share

	Ex div	Payment	Latest distributions
Interim	01 Apr 20	31 May 20	0.81p
Final	01 Oct 19	30 Nov 19	1.47p
<i>Year end 30 September</i>			

## You should know

### Important information

Copies of the Prospectus, the Key Investor Information Document (KIID), the Supplementary Information Document (SID), and application forms may be obtained, free of charge, from Rathbone Unit Trust Management Limited.

The use of derivatives for investment purposes may increase the volatility of a sub-fund's net asset value and may increase its risk profile.

Emerging markets are volatile and may suffer from liquidity problems. Changes in rates of exchange between currencies may cause the value of investments to decrease or increase.

Details of tax levels and reliefs may change in the future. The value of any tax relief depends on individual circumstances. If you have doubts about your tax position, or the suitability of this investment, you should seek professional advice.

The Manager's annual fee is deducted from fund's income.

### Information notes

<sup>^</sup>The OCF includes the charges for the underlying funds held in the product. From April 2018, the ongoing charges figure has been calculated according to PRIIPs regulations, which came into effect on 1 January 2018. Holdings are based on six monthly audited accounts. Changes to fund holdings within this period may result in higher or lower ongoing charges.

\*(Targeting <100%).

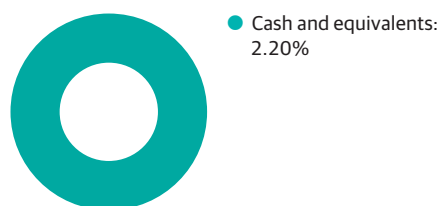
Source performance data FE fundinfo, mid to mid, net income re-invested. This is net of expenses and tax. Data using prices as at 31.08.2020. UK Consumer Price Inflation figures quoted with a one month lag. S-class shares were launched on 01 October 2012. Performance is a combination of S-class units and R-class units (where S-class was unavailable). The volatility as a percentage of the FTSE Developed Index figures are calculated using monthly data. \*\*Volatility, Sharpe Ratio and Maximum Drawdown given on a 3 year rolling basis. Sharpe Ratio calculated using Risk Free Rate of 0.66 (based on 3 month LIBOR). \*\*\*Turnover is calculated on a 1 year rolling basis.

The 'Scopic Multi-Manager Portfolio Rating' shown was awarded following extensive due diligence and face to face manager questioning. It was arrived at by combining the ratings awarded for the individual research topics (summarised in the report, available at rathbonefunds.com) and weighting them according to a formula. All ratings are qualitative based.

Dynamic Planner® is a registered trademark of Distribution Technology.

## Liquidity

Currently 2.20% of total fund (range 0%-20%)

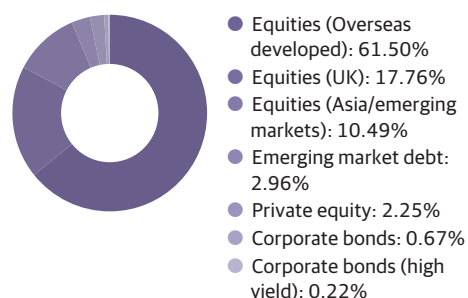


### Top holdings

Top holdings	%
Cash	2.20

## Equity-type risk

Currently 95.85% of total fund (range 70%-100%)

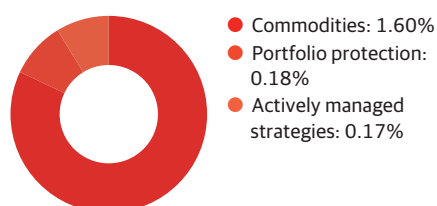


### Top direct holdings

Top direct holdings	%
AIA	1.39
Estee Lauder	1.26
Linde	1.26
Assa Abloy	1.26
Roche	1.26
Alphabet	1.25
Abbott Laboratories	1.24
Amgen	1.24
Ferguson	1.24
Accenture	1.23

## Diversifiers

Currently 1.95% of total fund (range 0%-20%)



### Top holdings

Top holdings	%
L&G All Commodities UCITS ETF	0.94
Invesco LGIM Commodity Composite UCITS ETF	0.66
CATCo Reinsurance Opportunities Fund	0.17
JP Morgan S&P 500 Put	0.10
UBS S&P Put	0.08

**Rathbone Unit Trust Management Limited**  
8 Finsbury Circus, London EC2M 7AZ  
Tel 020 7399 0000  
Fax 020 7399 0057

**Information line**  
020 7399 0399  
rutm@rathbones.com  
rathbonefunds.com

Authorised and regulated by the Financial Conduct Authority

A member of the Investment Association (IA)

A member of the Rathbone Group. Registered No. 02376568