

P0-class EUR Acc also available in CHF and P1, P2, L3-class (EUR) accumulation shares

International information line +44 (0)20 7399 0800 international@rathbones.com

Rathbone SICAV Multi-Asset Strategic Growth Portfolio

Investment objective

The sub-fund's objective is to deliver a greater total return than the Consumer Price Index (CPI) measure of inflation +3%, after fees, over any rolling five-year period by investing with the Liquidity, Equity-type risk and Diversifiers assets (LED) framework developed by the investment manager. The sub-fund aims to deliver this return with no more than two-thirds of the volatility of the FTSE Developed Market Index. There is no guarantee that the sub-fund will achieve a positive return over this, or any other, period and you may not get back the original amount you invested.

Fund facts

Investment manager
Rathbone Unit Trust Management Limited

Depository
HSBC Continental Europe, Luxembourg

Product type
SICAV

Date launched
Sub-fund: November 2016

Size of fund†
Sub-fund: £217.57m††

Share price
Daily prices available at
rathbonefunds.com

Total no. of holdings
110

Initial charge
Up to 3%^{^^}

Annual management charge (AMC)
1.50%

MiFID II charges
Ongoing charges figure (OCF) as at 31.03.2023
PO: 1.72%^{^^^}

Transaction costs
PO: 0.15%^{^^^}

Total MiFID II charges
PO: 1.87%^{^^^}
The MiFID II charges include the ongoing charges figure (OCF) and transaction costs. PRIIPs compliant*

Minimum investment (initial/additional)
€1,000,000 / €1,000

Reporting status
Yes

Fund codes
ISIN (PO Acc EUR): LU1487321249
ISIN (PO Acc CHF): LU1778938388
ISIN (P1 Acc EUR): LU1487321322
ISIN (P2 Acc EUR): LU1487321678
ISIN (L3 Acc EUR): LU1396458983

Dealing/valuation

Forward daily: 9.00am-5.00pm CET

Valuation point: 1.00pm CET

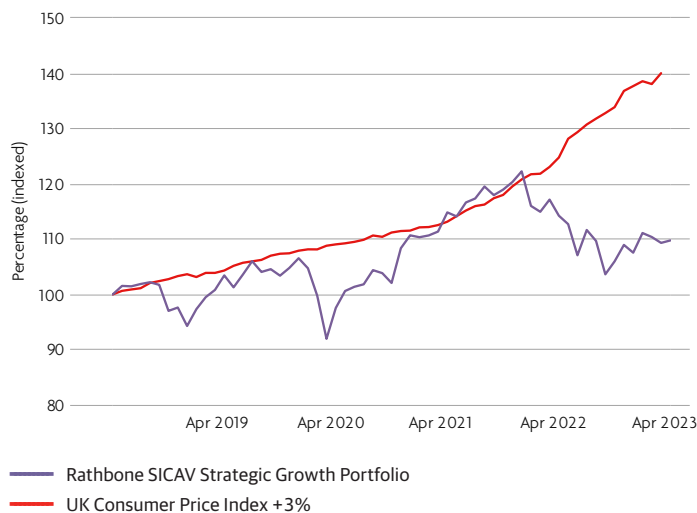
Dealing/valuation: +352 40 46 46 766

Information line: +44 (0)20 7399 0800

Product availability

For more information, please see our 'distribution partners' on the 'How to Invest' section of our website
rathbonefunds.com

Fund performance over 5 years



30 April 18 to 30 April 23, mid-mid, UK basic rate, percentage change.
Fund performance in EUR, Benchmark in GBP.

Management



David Coombs
Fund Manager, Head of Multi-Asset Investments

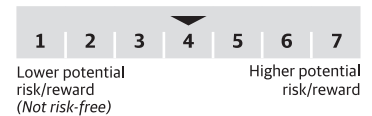
David heads up the team responsible for managing the Rathbone Multi-Asset Portfolios. He joined Rathbones in 2007 after spending 19 years with Baring Asset Management where he managed multi-asset funds and segregated mandates. His career began with Hambros Bank in 1984.



Will McIntosh-Whyte
Fund Manager

Will is a fund manager on the Rathbone Multi-Asset Portfolios, the offshore Luxembourg-based SICAVs as well as the Rathbone Managed Portfolio Service (MPS), working alongside David Coombs. Will joined Rathbones in 2007 having graduated from UMIST with a BSc Hons in Management and is a CFA Charterholder.

Risk and reward profile



The above is the summary risk indicator (SRI). For more information, please see the KIDs (or the KIIDs, which contain synthetic risk and reward indicator, or SRRI).

Ratings and awards



David Coombs



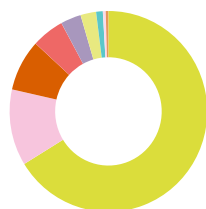
Fund performance and volatility*

Data as at 30.04.23	YTD	1 year	3 years	5 years	Since launch
Rathbone SICAV Strategic Growth Portfolio	2.06%	-3.91%	12.50%	9.76%	17.89%
UK Consumer Price Index +3%	2.74%	13.38%	29.69%	42.33%	54.50%
Volatility as % of FTSE Developed Index**		73.79%	67.95%	67.87%	67.40%
Discrete performance, to previous quarter. 12 months ending:	Mar 23	Mar 22	Mar 21	Mar 20	Mar 19
Rathbone SICAV Strategic Growth Portfolio	-6.68%	5.19%	21.08%	-8.76%	3.01%
UK Consumer Price Index +3%	13.76%	9.34%	3.46%	4.74%	4.87%
Risk analysis			Max drawdown***	Sharpe ratio***	Volatility***
Rathbone SICAV Strategic Growth Portfolio			-15.22	0.10	9.42%
FTSE Developed Index			-15.68	-	13.88%

Performance shown net of fees. Data using prices as at 30.04.2023. UK Consumer Price Inflation figures quoted with a one month lag. Performance is shown for SICAV PO-class accumulation shares, which were launched on 02 November 2016, total return net income reinvested. Past performance does not predict future returns. For further information on risks and costs, please read the Prospectus, Key Information Documents (KIDs) and Key Investor Information Documents (KIIDs), available for free at rathbonefunds.com. Please note that the Rathbone Luxembourg SICAV may decide to terminate the agreements made for the marketing of the fund pursuant to Article 93a of Directive 2009/65/EC. For a summary of investor rights and guidelines regarding an individual or collective action for litigation on a financial product at European Union level and in the respective country of residence of the investor, please refer to the following link: rathbonefunds.com. The summary is available in English or an authorised language in the investor's country of residence. Fund performance in EUR, Benchmark in GBP.

Asset class split

Data as at 30.04.23

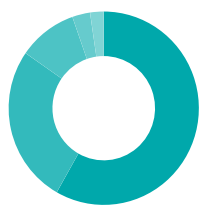


- Equities: 66.24%
- Conventional government bonds: 12.29%
- Alternative investment strategies: 8.28%
- Cash and equivalents: 5.30%
- Corporate bonds: 3.34%
- Commodities: 2.56%
- Emerging market debt: 1.09%
- Index-linked bonds: 0.46%
- Private equity: 0.44%

The fund is actively managed

Liquidity

Currently 20.06% of total fund (range 0%-20%)



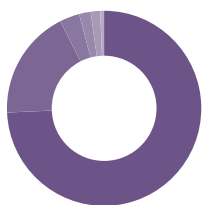
- Government bonds (Overseas conventional): 11.68%
- Cash and equivalents: 5.30%
- High quality credit (UK): 2.01%
- Government bonds (UK conventional): 0.61%
- Government bonds (Overseas index-Linked): 0.46%

Top holdings

	%
US Treasury Notes 1.875% 15/02/2032	6.56
Cash	5.30
Australia Treasury 1% 21/11/2031	3.00
US Treasury Notes 1.5% 15/02/2030	2.12
CW Bank of Aus 3% 4/09/2026	1.09
Lloyds 5.125% 7/03/2025	0.92
Treasury 3.75% Gilt 22/07/2052	0.61
US Treasury Notes 0.125% TIPS 15/07/2031	0.46

Equity-type risk

Currently 69.10% of total fund (range 40%-80%)



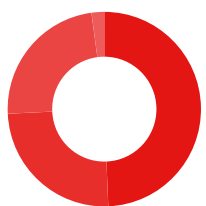
- Equities (Overseas developed): 51.36%
- Equities (UK): 12.60%
- Equities (Asia/emerging markets): 2.28%
- Corporate bonds (high yield): 1.33%
- Emerging market debt: 1.09%
- Private equity: 0.44%

Top direct holdings

	%
Microsoft	1.04
Nike	1.00
Rentokil	0.98
Apple	0.95
Alphabet	0.95
Next	0.94
LVMH	0.94
TotalEnergies	0.94
Equinix	0.93
Shell	0.93

Diversifiers

Currently 10.84% of total fund (range 10%-50%)



- Active managed fixed income: 5.35%
- Actively managed strategies: 2.70%
- Commodities: 2.56%
- Portfolio protection: 0.23%

Top holdings

	%
iShares Physical Gold ETC	2.56
JP Morgan Emerging Markets FX Momentum Certificate	1.99
Bank of America European Catapult Strategy	1.93
Société Générale US Rates Volatility Note	1.70
Société Générale US Rates Volatility Trend Note	1.66
SocGen Commodity Curve Note Ex Natural Gas	0.77
Bank of America S&P Put Oct23	0.10
Citi S&P digital put contingent on US rates Sept23	0.08
Bank of America S&P Put Jul23	0.04
Credit Agricole S&P 95/75% put spread June23	0.01

Rathbone Unit Trust Management Limited
8 Finsbury Circus, London EC2M 7AZ

International information line
+44 (0)20 7399 0800
international@rathbones.com
rathbonefunds.com

You should know

Important information

Copies of the Prospectus, the Key Information Document (KID), the Key Investor Information Document (KIID), the Supplementary Information Document (SID), and application forms may be obtained, free of charge, from Rathbone Unit Trust Management Limited.

If you have doubts about your tax position, or the suitability of this investment, you should seek professional advice.

Information notes

CET - Central European Time

¹Mid market value

²Please see the Key Information Document (KID) and/or the Key Investor Information Document (KIID) for details of initial charge of the individual share classes.

³The OCF includes the charges for the underlying funds held in the product. From April 2018, the ongoing charges figure has been calculated according to PRIIPs regulations, which came into effect on 1 January 2018. Holdings are based on six monthly audited accounts. Changes to fund holdings within this period may result in higher or lower ongoing charges. The OCF is included in the Annual or Interim report and are calculated biannually.

⁴For other share classes please contact the international information line.

Source performance data FE fundinfo, mid to mid, net income re-invested. This is net of expenses and tax. Data using prices as at 30.04.2023. UK Consumer Price Inflation figures quoted with a one month lag. PO-class shares were launched on 2 November 2016. *Performance is shown for SICAV PO-class accumulation units. The volatility as a percentage of the FTSE Developed Index figures are calculated using monthly data.

** (Targeting ≤66.67%).

***Volatility, Sharpe Ratio and Maximum Drawdown given on a 5 year rolling basis. Sharpe Ratio calculated using a Risk Free Rate based on SONIA.

Rathbone Multi-Asset Strategic Growth

Portfolio Benchmark: Our benchmarks are calculated on the rate of change of the CPI index, over different time periods (e.g. if we were calculating year to date figures in January 2013, we would look at the percentage change from December 2012 to the end of January 2013). So we take CPI to the current value, and add on the 3% prorated over a year (roughly 0.25% per month). If the CPI Index benchmark were to fall, more than the amount pro-rata, the benchmark year-to-date will be negative, even though inflation as reported by the media (calculated specifically as a 12M rate of change), remains positive.

Source and Copyright Citywire: David Coombs is A rated by Citywire for his three year risk adjusted performance for the period 31.03.2020-31.03.2023.

Please refer to the Prospectus of the UCITS and the KID and/or KIID before making any final investment decisions.

Investment manager: Rathbone Unit Trust Management Limited

Authorised and regulated by the Financial Conduct Authority
A member of the Investment Association
A member of the Rathbones Group
Registered No. 02376568

Management company: FundRock Management Company S.A.
Authorised in Luxembourg and regulated by the Commission de Surveillance du Secteur Financier.