

R-Class Shares

Contact us 020 7399 0399 rutm@rathbones.com

Rathbone Total Return Portfolio

Investment objective

The fund seeks to achieve a total return in excess of 2% above sterling six month LIBOR over a minimum three year period, and a targeted risk budget of one third of the volatility of global equities as measured by the MSCI World Equity index.

Fund facts

Authorised Corporate Director (Manager)
Rathbone Unit Trust Management Limited

Depository
NatWest Trustee and Depository Services

Product Type
Single-priced, Open-Ended Investment Company (OEIC), umbrella fund

Date launched/launch Price
10 June 2009/100p

Size of fund
Mid-market: £235.92m

Share price
Inc: 131.25p
Acc: 151.78p

Historical distribution yield
Inc: 1.43%/Acc: 1.42%

Total no. of holdings
119

Initial charge
None

MiFID II charges
Ongoing Charges Figure (OCF) as at 30.09.2018
Inc: 1.70%/Acc: 1.70%

Transaction costs
Inc: 0.09%/Acc: 0.09%

Total MiFID II charges
Inc: 1.79%/Acc: 1.79%
The MiFID II charges include the Ongoing Charges Figure (OCF) and transaction costs. PRIIPs compliant*

Minimum initial investment
£1,000

Minimum additional investments
£500

Fund codes
Sedol (Inc): B543NZ5
Sedol (Acc): B543TC4
ISIN (Inc): GB00B543NZ55
ISIN (Acc): GB00B543TC49

Dealing/valuation

Forward daily: 9.00am-5.00pm
Valuation point: 12.00 midday
Dealing/valuation: 0330 123 3810
Information line: 020 7399 0399

Product availability

Unwrapped and ISA, lump sum.
For Investment Advisers, third party availability – all major platforms.
For more information, please see our 'distribution partners' page on the 'How to Invest' section of our website rathbonefunds.com

Fund performance over 5 years



— Rathbone Total Return Portfolio
— LIBOR GBP 6 month +2%

31 March 14 to 31 March 19, mid-mid, UK basic rate in UK Sterling, percentage change.

Please note that the change in size of fund is as a result of the Luxembourg SICAV version of this fund converting from a master feeder structure to a directly managed fund. If you have any questions please contact your financial adviser.

R-Class fund performance and volatility

Data as at 31.03.19	1 year	3 years	5 years	Since Launch
Rathbone Total Return Portfolio	3.29%	7.93%	16.08%	58.17%
LIBOR GBP 6 month +2%	2.93%	8.26%	14.24%	31.43%
Volatility as % of MSCI World Equity Index*	25.87%	29.25%	29.77%	36.90%

Discrete annual performance, quarter ending 31 March	2015	2016	2017	2018	2019
Rathbone Total Return Portfolio	7.44%	0.11%	5.58%	-1.03%	3.29%
LIBOR GBP 6 month +2%	2.69%	2.75%	2.60%	2.52%	2.93%

Risk analysis	Max drawdown**	Sharpe ratio**	Volatility**	Turnover***
Rathbone Total Return Portfolio	-3.07	0.68	2.97%	139.44%
MSCI World Equity Index	-11.35	1.36	10.16%	

Past performance should not be seen as an indication of future performance. The value of investments and the income from them may go down as well as up and you may not get back your original investment.

Management



David Coombs
Fund Manager, Head of Multi-Asset Investments

David joined Rathbones in April 2007. He is lead manager of the Rathbone Multi-Asset Portfolios. He has over 30 years of investment industry experience, much of it managing multi-asset portfolios.



Will McIntosh-Whyte
Assistant Fund Manager

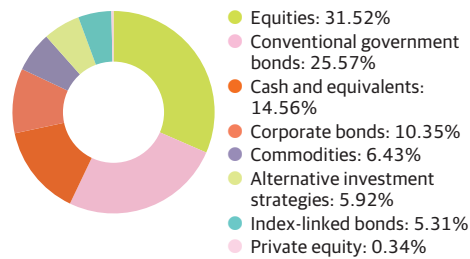
Will supports David in managing the Rathbone Multi-Asset Portfolios. Will is a CFA charterholder and is Chair of the Rathbones Fixed Income Funds Committee. He has been with the business since April 2007, having graduated from the University of Manchester Institute of Science and Technology (UMIST).

Fund ratings

Manager ratings and awards

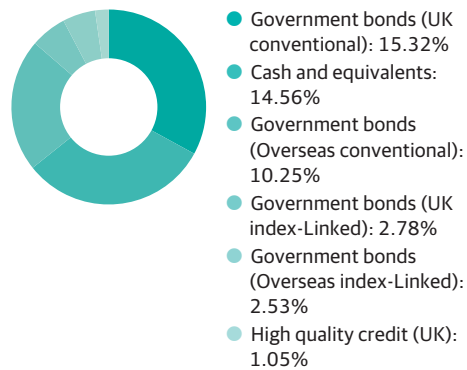
Asset class split

Data as at 31.03.19




Liquidity

Currently 46.49% of total fund (range 10%-50%)



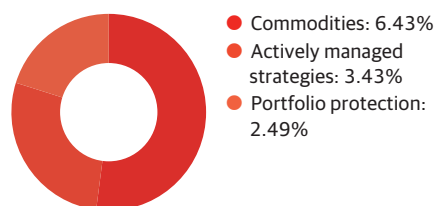
Equity risk

Currently 41.16% of total fund (range 20%-60%)



Diversifiers

Currently 12.35% of total fund (range 10%-60%)



Rathbone Unit Trust Management Limited
8 Finsbury Circus, London EC2M 7AZ
Tel 020 7399 0000
Fax 020 7399 0057

Distributions per share

	Ex div	Payment	Latest distributions
Interim	01 Apr 19	31 May 19	0.46p (est)
Interim	01 Jan 19	28 Feb 19	0.42p
Final	01 Oct 18	30 Nov 18	0.41p
Interim	01 Jul 18	31 Aug 18	0.62p

Year end 30 September

Top holdings	%
Treasury 0.5% Bonds 22/07/2022	4.90
Cash	4.76
Australia Treasury 5.5% 21/04/2023	4.34
Treasury 3/4% Bonds 22/07/2023	3.62
Treasury 1.75% Gilt 22/07/2019	3.30
Treasury 0% T-Bill 15/04/2019	3.28
Treasury 0% T-Bill 28/05/2019	3.27
Treasury 0% T-Bill 1/07/2019	3.25
Treasury 0.125% I/L Stock 22/03/2024	2.78
Treasury 1.625% Bonds 22/10/2028	2.55

Top direct holdings	%
Roche	0.69
Alphabet	0.66
Legal & General	0.65
Diageo	0.64
WEC Energy Group	0.63
Unilever	0.63
Investec 4.5% 5/05/2022	0.62
Visa	0.61
Barclays 10% 21/05/2021	0.55
ASML	0.55

Top holdings	%
iShares Physical Gold ETC	4.22
RBC Leveraged 3Yr Steepener	2.28
Schroder GAIA BlueTrend Fund	1.88
BH Macro Fund	1.45
L&G All Commodities UCITS ETF	1.21
Invesco Commodity Composite UCITS	1.00
JP Morgan S&P 500 Put	0.12
CATCo Reinsurance Opportunities Fund	0.10
RBC S&P 500 Put	0.09

Information line
020 7399 0399
rutm@rathbones.com
rathbonefunds.com

You should know

Important information

Copies of the Prospectus, the Key Investor Information Document (KIID), the Supplementary Information Document (SID), and application forms may be obtained, free of charge, from Rathbone Unit Trust Management Limited.

The use of derivatives for investment purposes may increase the volatility of a sub-fund's net asset value and may increase its risk profile.

Emerging markets are volatile and may suffer from liquidity problems. Changes in rates of exchange between currencies may cause the value of investments to decrease or increase.

Details of tax levels and reliefs may change in the future. The value of any tax relief depends on individual circumstances. If you have doubts about your tax position, or the suitability of this investment, you should seek professional advice.

As the Manager's annual fee is taken from capital, that capital may be eroded or growth restricted to the extent of the charge and that, while there may as a result be a reduction in liability for Capital Gains Tax, there will be some increase in Income Tax liability for tax paying shareholders.

Information notes

^The OCF includes the charges for the underlying funds held in the product. From April 2018, the Ongoing Charges Figure has been calculated according to PRIIPs regulations, which came into effect on 1 January 2018. Holdings are based on six monthly audited accounts. Changes to fund holdings within this period may result in higher or lower ongoing charges.

*(Targeting <33%).

Source performance data Financial Express, mid to mid, net income re-invested. This is net of expenses and tax. Data using prices as at 31.03.2019.

The volatility as a percentage of the MSCI World Index figures are calculated using monthly data.

Volatility, Sharpe Ratio and Maximum Drawdown given on a 3 year rolling basis. Sharpe Ratio calculated using Risk Free Rate of 0.55 (based on 3 month LIBOR). *Turnover is calculated on a 1 year rolling basis.

Source and Copyright Citywire: David Coombs is AA rated by Citywire for his three year risk adjusted performance for the period 31.03.2016-31.03.2019.

Rathbone Unit Trust Management has achieved a Gold Rating in the Mixed Asset – Absolute Return sector by Citywire for their rolling risk-adjusted performance, across all management teams in the sector, over the period 30.03.2012-31.03.2019.

The 'Scopic Multi-Manager Portfolio Rating' shown was awarded following extensive due diligence and face to face manager questioning. It was arrived at by combining the ratings awarded for the individual research topics (summarised in the report, available at rathbonefunds.com) and weighting them according to a formula. All ratings are qualitative based.

Dynamic Planner® is a registered trademark of Distribution Technology.

Authorised and regulated by the Financial Conduct Authority

A member of the Investment Association (IA)

A member of the Rathbone Group. Registered No. 02376568