

S-Class Shares

Contact us 020 7399 0399 rutm@rathbones.com

Rathbone Enhanced Growth Portfolio

Investment objective

The fund seeks to achieve a long term total return in excess of the Consumer Price Index (CPI) +5% over a minimum five to ten year period, and a risk budget of 100% of the volatility of global equities as measured by the MSCI World Equity index. The income yield will at best be minimal.

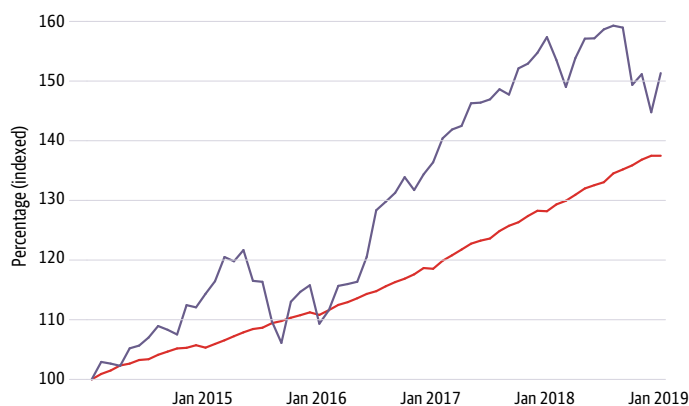
Fund facts

Authorised Corporate Director (Manager)	Rathbone Unit Trust Management Limited
Depository	NatWest Trustee and Depository Services
Product Type	Single-priced, Open-Ended Investment Company (OEIC), umbrella fund
Date launched/launch Price	01 August 2011/100p (fund) 01 October 2012 (share class)
Size of fund	Mid-market: £82.16m
Share price	Acc: 170.73p
Historical distribution yield	1.39%
Total no. of holdings	86
Initial charge	None
MiFID II charges	
Ongoing Charges Figure (OCF) as at 30.09.2018	0.99%
Transaction costs	0.17%
Total MiFID II charges	1.16%
	The MiFID II charges include the Ongoing Charges Figure (OCF) and transaction costs. PRIIPs compliant*
Minimum initial investment	£1,000
Minimum additional investments	£500
Fund codes	
	Sedol (Acc): B7ZPKY2 ISIN (Acc): GB00B7ZPKY25

Dealing/valuation

Forward daily: 9.00am-5.00pm
Valuation point: 12.00 midday
Dealing/valuation: 0330 123 3810
Information line: 020 7399 0399

Fund performance over 5 years



— Rathbone Enhanced Growth Portfolio
— UK Consumer Price Index +5%

31 January 14 to 31 January 19, mid-mid, UK basic rate in UK Sterling, percentage change.

Management



David Coombs
Fund Manager, Head of Multi-Asset Investments

David joined Rathbones in April 2007. He is lead manager of the Rathbone Multi-Asset Portfolios. He has over 30 years of investment industry experience, much of it managing multi-asset portfolios. David is an Associate of the Chartered Institute of Financial Services.



Will McIntosh-Whyte
Assistant Fund Manager

Will supports David in managing the Rathbone Multi-Asset Portfolios. Will is a CFA charterholder and is Chair of the Rathbones Fixed Income Funds Committee. He has been with the business since April 2007, having graduated from the University of Manchester Institute of Science and Technology (UMIST).

Fund ratings

S-Class fund performance and volatility

Data as at 31.01.19	1 year	3 years	5 years	Since Launch
Rathbone Enhanced Growth Portfolio	-3.84%	38.42%	51.33%	67.96%
UK Consumer Price Index +5%	7.26%	24.07%	37.48%	64.84%
Volatility as % of MSCI World Equity Index*	79.52%	80.71%	91.54%	99.35%

Discrete annual performance, quarter ending 31 December	2014	2015	2016	2017	2018
Rathbone Enhanced Growth Portfolio	9.23%	3.31%	16.06%	15.15%	-6.44%
UK Consumer Price Index +5%	5.56%	5.21%	6.68%	8.09%	7.19%

Risk analysis	Max drawdown**	Sharpe ratio**	Volatility**	Turnover***
Rathbone Enhanced Growth Portfolio	-9.11	1.33	8.20%	61.38%
MSCI World Equity Index	-11.35	1.34	10.16%	

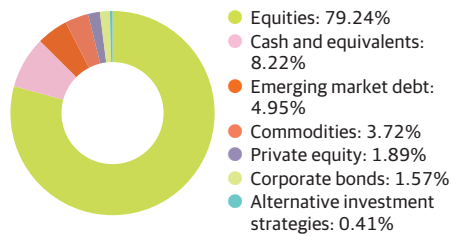
Past performance should not be seen as an indication of future performance. The value of investments and the income from them may go down as well as up and you may not get back your original investment.

Manager ratings



Asset class split

Data as at 31.01.19



Distributions per share

	Ex div	Payment	Latest distributions
Final	01 Oct 18	30 Nov 18	1.37p
Interim	01 Apr 18	31 May 18	1.00p
<i>Year end 30 September</i>			

You should know

Important information

Copies of the Prospectus, the Key Investor Information Document (KIID), the Supplementary Information Document (SID), and application forms may be obtained, free of charge, from Rathbone Unit Trust Management Limited.

The use of derivatives for investment purposes may increase the volatility of a sub-fund's net asset value and may increase its risk profile.

Emerging markets are volatile and may suffer from liquidity problems. Changes in rates of exchange between currencies may cause the value of investments to decrease or increase.

Details of tax levels and reliefs may change in the future. The value of any tax relief depends on individual circumstances. If you have doubts about your tax position, or the suitability of this investment, you should seek professional advice.

The Manager's annual fee is deducted from fund's income.

Information notes

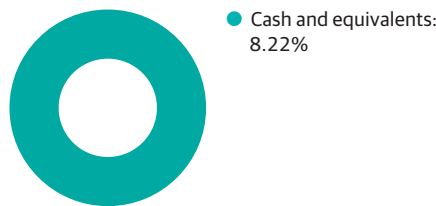
[^]The OCF includes the charges for the underlying funds held in the product. From April 2018, the Ongoing Charges Figure has been calculated according to PRIIPs regulations, which came into effect on 1 January 2018. Holdings are based on six monthly audited accounts. Changes to fund holdings within this period may result in higher or lower ongoing charges.

*(Targeting <100%).

Source performance data Financial Express, mid to mid, net income re-invested. This is net of expenses and tax. Data using prices as at 31.01.2019. CPI index data as at 31.01.2019, reported on 05.02.19. S-Class shares were launched on 01 October 2012. Performance is a combination of S-Class units and R-Class units (where S-Class was unavailable). The volatility as a percentage of the MSCI World Index figures are calculated using monthly data. **Volatility, Sharpe Ratio and Maximum Drawdown given on a 3 year rolling basis. Sharpe Ratio calculated using Risk Free Rate of 0.53 (based on 3 month LIBOR). ***Turnover is calculated on a 1 year rolling basis.

Liquidity

Currently 8.22% of total fund (range 0%-10%)




Top holdings

Top holdings	%
Cash	8.22

Equity risk

Currently 87.65% of total fund (range 70%-100%)



Top direct holdings

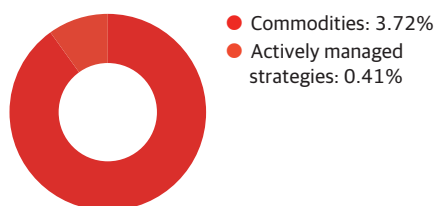
Top direct holdings	%
Aptiv	1.21
ASML	1.19
Roche	1.15
Amazon	1.14
Legal & General	1.11
Alphabet	1.09
DCC	1.09
Rio Tinto	1.08
Lockheed Martin Co	1.08
Amphenol	1.03

The 'Scopic Multi-Manager Portfolio Rating' shown was awarded following extensive due diligence and face to face manager questioning. It was arrived at by combining the ratings awarded for the individual research topics (summarised in the report, available at rathbonefunds.com) and weighting them according to a formula. All ratings are qualitative based.

Dynamic Planner® is a registered trademark of Distribution Technology.

Diversifiers

Currently 4.13% of total fund (range 0%-20%)



Top holdings

Top holdings	%
iShares Physical Gold ETC	1.87
L&G All Commodities UCITS ETF	0.93
Invesco Commodity Composite UCITS	0.92
CATCo Reinsurance Opportunities Fund	0.41

Rathbone Unit Trust Management Limited
8 Finsbury Circus, London EC2M 7AZ
Tel 020 7399 0000
Fax 020 7399 0057

Information line
020 7399 0399
rutm@rathbones.com
rathbonefunds.com

Authorised and regulated by the Financial Conduct Authority

A member of the Investment Association (IA)

A member of the Rathbone Group. Registered No. 02376568