

L-class GBP also available in USD, EUR and CHF, income and accumulation shares

Rathbone SICAV Multi-Asset Strategic Growth Portfolio

This is a marketing communication. Please refer to the Prospectus of the UCITS and the KID/KIID before making any final investment decisions. The decision to invest in the fund should take into account all the characteristics or objectives of the fund as described in its prospectus.

Investment objective

The sub-fund's objective is to deliver a greater total return than the Consumer Price Index (CPI) measure of inflation + 3%, after fees, over any rolling five-year period by investing with the Liquidity, Equity-type risk and Diversifiers assets (LED) framework developed by the investment manager. The sub-fund aims to deliver this return with no more than two-thirds of the volatility of the FTSE Developed Market Index. There is no guarantee that the sub-fund will achieve a positive return over this, or any other, period and you may not get back the original amount you invested. The sub-fund is classified as an Article 6 financial product under SFDR.

Fund facts

Investment manager	
Rathbones Asset Management Limited	
Depository	
HSBC Continental Europe, Luxembourg	
Product type	
SICAV	
Date launched	
Sub-fund: May 2016	
Size of fund†	
Sub-fund: £238.66m††	
Share price	
Daily prices available at rathbonefunds.com	
Historical distribution yield*	
Inc	
Total no. of holdings	
102	
Initial charge	
None	
Annual management charge (AMC)	
0.50%	
MiFID II charges	
Ongoing charges figure (OCF)	
Inc: 0.78%/Acc: 0.78%	
Transaction costs	
Inc: 0.07%/Acc: 0.07%	
Total MiFID II charges	
Inc: 0.85%/Acc: 0.85%	
The MiFID II charges include the ongoing charges figure (OCF) and transaction costs. PRIIPs compliant*	
Minimum investment (initial/additional)	
£1,000,000 / £500	
Reporting status	
Yes	
Fund codes	
ISIN (L Inc GBP): LU1396459791	
ISIN (L Inc EUR): LU1396459528	
ISIN (L Inc USD): LU1396459874	
ISIN (L Acc GBP): LU1396459015	
ISIN (L Acc EUR): LU1396458801	
ISIN (L Acc CHF): LU2028909971	

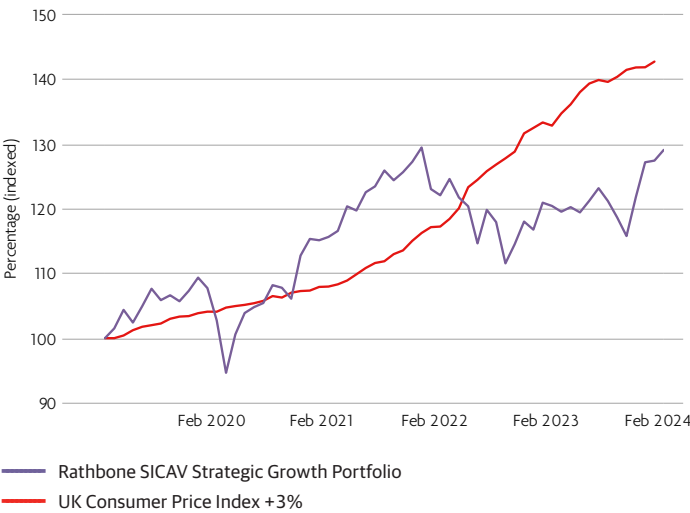
Dealing/valuation

Forward daily: 9.00am-5.00pm CET
Valuation point: 1.00pm CET
Dealing/valuation: +352 40 46 46 766
Information line: +44 (0)20 7399 0800

Product availability

For more information, please see our 'Fund Centre' page on the 'How to Invest' section of our website rathbonesam.com

Fund performance over 5 years



29 February 19 to 29 February 24, mid-mid, UK basic rate, percentage change.

Management



David Coombs
Fund Manager, Head of Multi-Asset Investments

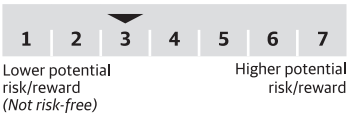
David heads up the team responsible for managing the Rathbone Multi-Asset Portfolios. He joined Rathbones in 2007 after spending 19 years with Baring Asset Management where he managed multi-asset funds and segregated mandates. His career began with Hambros Bank in 1984.



Will McIntosh-Whyte
Fund Manager

Will is a fund manager on the Rathbone Multi-Asset Portfolios, the offshore Luxembourg-based SICAVs as well as the Rathbone Managed Portfolio Service (MPS), working alongside David Coombs. Will joined Rathbones in 2007 having graduated from UMIST with a BSc Hons in Management and is a CFA Charterholder.

Risk and reward profile



The above is the summary risk indicator (SRI). For more information, please see the KIDs (or the KIIDs, which contain synthetic risk and reward indicator, or SRRI).

Ratings and awards



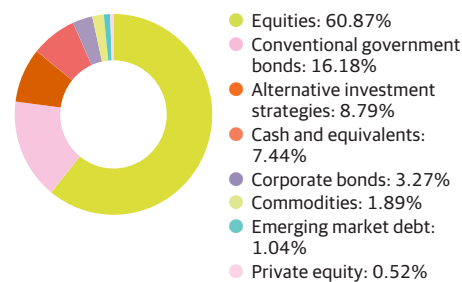
Fund performance and volatility*

Data as at 29.02.24	YTD	1 year	3 years	5 years	Since launch
Rathbone SICAV Strategic Growth Portfolio	1.50%	7.20%	11.63%	29.11%	50.45%
UK Consumer Price Index + 3%	0.35%	7.16%	31.85%	43.41%	63.58%
Volatility as % of FTSE Developed Index**		100.61%	76.15%	72.05%	69.83%
Discrete performance, to previous quarter. 12 months ending:	Dec 23	Dec 22	Dec 21	Dec 20	Dec 19
Rathbone SICAV Strategic Growth Portfolio	8.92%	-9.81%	12.25%	5.47%	15.89%
UK Consumer Price Index + 3%	7.06%	13.97%	8.30%	3.39%	4.44%
Risk analysis			Max drawdown***	Sharpe ratio***	Volatility***
Rathbone SICAV Strategic Growth Portfolio			-13.83	0.31	9.59%
FTSE Developed Index			-15.68	-	13.31%

Performance shown net of fees. Data using prices as at 29.02.2024. UK Consumer Price Inflation figures quoted with a one month lag. Performance is shown for SICAV L-class accumulation shares, which were launched on 15 July 2016, total return net income reinvested. **Past performance does not predict future returns.** For further information on risks and costs, please read the Prospectus, Key Information Documents (KIDs) and Key Investor Information Documents (KIIDs). The Prospectus is available in English. The relevant KID is available in English and Spanish and are available for free at rathbonesam.com, Fund Centre > Literature Library > Supplementary information documents. Please note that the Rathbone Luxembourg SICAV may decide to terminate the agreements made for the marketing of the fund pursuant to Article 93a of Directive 2009/65/EC. For a summary of investor rights and guidelines regarding an individual or collective action for litigation on a financial product at European Union level and in the respective country of residence of the investor, please refer to the following link: rathbonefunds.com. The summary is available in English or an authorised language in the investor's country of residence.

Asset class split

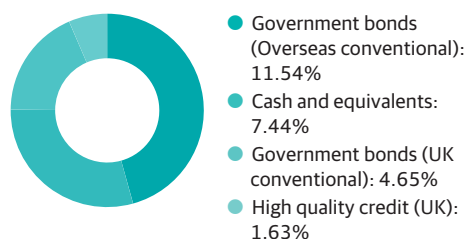
Data as at 29.02.24



The fund is actively managed

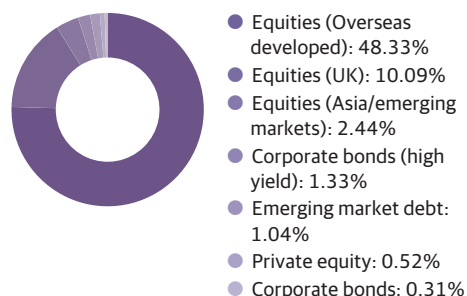
Liquidity

Currently 25.26% of total fund (range 0%-20%)



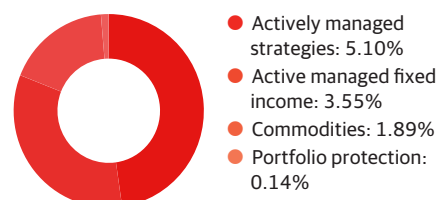
Equity-type risk

Currently 64.06% of total fund (range 40%-80%)



Diversifiers

Currently 10.68% of total fund (range 10%-50%)



Rathbones Asset Management Limited
8 Finsbury Circus, London EC2M 7AZ

Distributions per share (GBP)^^^

	Ex div	Payment	Latest distributions
Interim	01 Jul 23	31 Aug 23	0.59p
Interim	01 Apr 23	31 May 23	0.52p

Year end 30 September

^^^Income share class only. For other currencies please contact the International information line.

You should know

Important information

Copies of the Prospectus, the Key Information Document (KID), the Key Investor Information Document (KIID), the Supplementary Information Document (SID), and application forms may be obtained, free of charge, from Rathbones Asset Management Limited.

If you have doubts about your tax position, or the suitability of this investment, you should seek professional advice.

Information notes

If you require clarity on any of the terms used in this factsheet then please refer to our Supplementary Information Document for further explanation.

CET - Central European Time

[†]Mid market value

[^]The OCF includes the charges for the underlying funds held in the product. From April 2018, the ongoing charges figure has been calculated according to PRIIPs regulations, which came into effect on 1 January 2018. Holdings are based on six monthly audited accounts. Changes to fund holdings within this period may result in higher or lower ongoing charges. The OCF is included in the Annual or Interim report and are calculated biannually.

^{*}The published OCF reflects the expenses cap on Other Fees of 0.25% (excluding any synthetic element) which was introduced on the fund on 11 March 2024.

Source performance data FE fundinfo, mid to mid, net income re-invested. This is net of expenses and tax. Data using prices as at 29.02.2024. UK Consumer Price Inflation figures quoted with a one month lag. SICAV L-class shares were launched in May 2016. ^{*}Performance is shown for SICAV L-class accumulation shares, which were launched on 15 July 2016, total return net income reinvested. The volatility as a percentage of the FTSE Developed Index figures are calculated using monthly data.

^{**}(Targeting ≤66.67%).

^{***}Volatility, Sharpe Ratio and Maximum Drawdown given on a 5 year rolling basis. Sharpe Ratio calculated using a Risk Free Rate based on SONIA.

Rathbone Multi-Asset Strategic Growth

Portfolio Benchmark: Our benchmarks are calculated on the rate of change of the CPI index, over different time periods (e.g. if we were calculating year to date figures in January 2013, we would look at the percentage change from December 2012 to the end of January 2013). So we take CPI to the current value, and add on the 3% prorated over a year (roughly 0.25% per month). If the CPI Index benchmark were to fall, more than the amount prorated, the benchmark year-to-date will be negative, even though inflation as reported by the media (calculated specifically as a 12M rate of change), remains positive.

FundRock Distribution S.A., an entity regulated by the Commission de Surveillance du Secteur Financier, has been appointed by Rathbones Asset Management Limited, the global distributor of the Rathbone Luxembourg Funds SICAV (the "Fund") to act as a sub-distributor of the Fund.

The Rathbone Luxembourg Funds SICAV: Authorised by the Commission de Surveillance du Secteur Financier.

Investment manager:

Rathbones Asset Management Limited
Authorised and regulated by the Financial Conduct Authority
A member of the Investment Association
A member of the Rathbones Group
Registered No. 02376568

Management company:

FundRock Management Company S.A.
Authorised in Luxembourg and regulated by the Commission de Surveillance du Secteur Financier.

EU/EEA investors
+352 691992088
arnaud.gerard@fundrock.com

UK and non EU/EEA investors
+44 (0)20 7399 0800
international@rathbones.com
rathbonefunds.com