

S-class shares

Contact us 020 7399 0399 ram@rathbones.com

Rathbone Greenbank Strategic Growth Portfolio

Investment objective

We aim to deliver a greater total return than the Consumer Price Index (CPI) measure of inflation + 3%. Total return means the return we receive from the value of our investments increasing (capital growth) plus the income we receive from our investments (interest and dividend payments). We use the CPI + 3% as a target for our fund's return because we aim to grow your investment above inflation.

We aim to deliver this return with no more than two-thirds of the volatility of the FTSE Developed stock market Index. As an indication, if global stock markets fall our fund value should be expected to fall by around two-thirds of that amount. Because we measure volatility over a five-year period, some falls may be larger or smaller over shorter periods of time. We aim to limit the amount of volatility risk our fund can take because we want our investors to understand the risk they are taking in terms of the global stock market.

Sustainable multi-asset investing

Sustainable investing means different things to different people. For us, sustainable investing is about long-term value creation for investors, society and the environment. We want to have a clear and unambiguous approach to sustainable investing so investors can establish the fund's alignment with their own values. This fund invests in companies that operate sustainably and are committed to helping achieve the United Nations Sustainable Development Goals. We avoid companies that fail our rigorous sustainability criteria. We believe that companies displaying strong environmental, social and governance policies and practices are likely to be well positioned to deliver long-term value for investors. As shareholders we work with companies to encourage best practice and highlight any concerns we have. Full details of our approach to sustainability are contained within our Sustainability Process brochure.

Sustainability analysis by Greenbank

The fund's sustainability investment criteria are applied by Greenbank's ethical, sustainable and impact research team using their decades of experience in the field of sustainable investment. These criteria are detailed in full in the Sustainability Process document, but they have been agreed between the fund managers and the team at Greenbank, who will be the final arbiters of the eligibility of assets for inclusion in the funds. Corporate engagement is a crucial leg to the process, and involves the participation of both the fund managers and a dedicated corporate governance team, when scrutinising policies and management teams. For more information on the team and fund, please refer to our brochure.

Fund facts

Authorised Corporate Director (Manager)
Rathbones Asset Management Limited
Depository
NatWest Trustee and Depository Services
Product Type
Single-priced, Open-Ended Investment Company (OEIC), umbrella fund
Date launched/launch price
29 March 2021/100p
Size of fund
Mid-market: £196.36m
Total no. of holdings
112

Charges

Initial charge
None
Annual management charge (AMC)
0.50%
Ongoing charges figure* (OCF) as at 31.12.2023
Inc: 0.65%/Acc: 0.65%

Dealing/valuation

Forward daily: 9.00am-5.00pm
Valuation point: 12.00 midday
Dealing/valuation: 0330 123 3810
Information line: 020 7399 0399
Fund codes
Sedol (Inc): BMQC4N4
Sedol (Acc): BMQC4P6
ISIN (Inc): GB00BMQC4N45
ISIN (Acc): GB00BMQC4P68
Minimum initial investment
£1,000
Minimum additional investments
£500

S-class fund performance

Data as at 31.03.24	YTD	1 year	3 years	Since launch
Rathbone Greenbank Strategic Growth Portfolio	2.79%	8.27%	3.44%	3.65%
UK Consumer Price Index +3%	1.20%	6.55%	32.54%	32.54%

Discrete performance, to previous quarter. 12 months ending:	Mar 24	Mar 23	Mar 22	Mar 21	Mar 20
Rathbone Greenbank Strategic Growth Portfolio	8.27%	-7.16%	2.90%	-	-
UK Consumer Price Index +3%	6.55%	13.76%	9.34%	-	-

Performance shown net of fees. Data using prices as at 31.03.2024. UK Consumer Price Inflation figures quoted with a one month lag. Past performance should not be seen as an indication of future performance. The value of investments and the income from them may go down as well as up and you may not get back your original investment.

Management



Will McIntosh-Whyte
Fund Manager

Will is responsible for managing the Greenbank Multi-Asset Portfolio funds and Rathbone Multi-Asset Portfolio funds. He joined the charities team at Rathbones in 2007, and was appointed as an investment manager in 2011, running institutional multi-asset mandates. He has been with the Multi-Asset team since 2015. Will graduated from the University of Manchester Institute of Science and Technology with a BSc Hons in Management, and is a CFA Charterholder.



David Coombs
Fund Manager, Head of Multi-Asset Investments

David heads up the team responsible for managing the Rathbone Multi-Asset Portfolios. He joined Rathbones in 2007 after spending 19 years with Baring Asset Management where he managed multi-asset funds and segregated mandates. His career began with Hambros Bank in 1984.

Fund ratings



Produced by MSCI ESG Research as of 30 June 2022



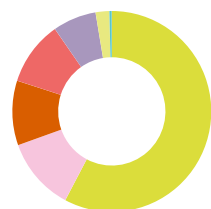


Manager ratings and awards



Asset class split

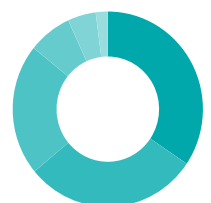
Data as at 31.03.24



- Equities: 57.75%
- Corporate bonds: 11.80%
- Cash and equivalents: 10.40%
- Conventional government bonds: 10.36%
- Alternative investment strategies: 7.07%
- Index-linked bonds: 2.23%

Liquidity

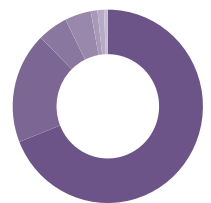
Currently 30.18% of total fund (range 5%-40%)



- Cash and equivalents: 10.40%
- Government bonds (UK conventional): 8.92%
- High quality credit (Overseas): 6.57%
- Government bonds (UK index-Linked): 2.23%
- Government bonds (Overseas conventional): 1.45%
- High quality credit (UK): 0.61%

Equity-type risk

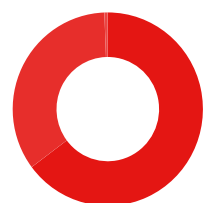
Currently 62.75% of total fund (range 40%-80%)



- Equities (Overseas developed): 43.31%
- Equities (UK): 11.65%
- Corporate bonds: 3.20%
- Equities (Asia/emerging markets): 2.79%
- High quality credit (Overseas): 0.71%
- Corporate bonds (high yield): 0.70%
- Specialist Credit: 0.39%

Diversifiers

Currently 7.07% of total fund (range 0%-40%)



- Actively managed strategies: 4.58%
- Active managed fixed income: 2.45%
- Portfolio protection: 0.04%

Distributions per share

	Ex div	Payment	
Interim	01 Apr 24	31 May 24	0.47p (est)
Interim	01 Jan 24	29 Feb 24	0.46p
Interim	01 Oct 23	30 Nov 23	0.47p
Final	01 Jul 23	31 Aug 23	0.62p

Year end 30 June

Historic distributions based on Inc shares

You should know

Important information

Copies of the Prospectus, the Key Investor Information Document (KIID), the Supplementary Information Document (SID), and application forms may be obtained, free of charge, from Rathbones Asset Management Limited.

The use of derivatives for investment purposes may increase the volatility of a sub-fund's net asset value and may increase its risk profile.

Emerging markets are volatile and may suffer from liquidity problems. Changes in rates of exchange between currencies may cause the value of investments to decrease or increase.

Details of tax levels and reliefs may change in the future. The value of any tax relief depends on individual circumstances. If you have doubts about your tax position, or the suitability of this investment, you should seek professional advice.

As the Manager's annual fee is taken from capital, that capital may be eroded or growth restricted to the extent of the charge and that, while there may as a result be a reduction in liability for Capital Gains Tax, there will be some increase in Income Tax liability for tax paying shareholders.

Information notes

If you require clarity on any of the terms used in this factsheet then please refer to our Supplementary Information Document for further explanation.

^The ongoing charges figure (OCF) includes the Annual Management Charge and all appropriate costs that may be deducted from the fund's assets, in line with current regulatory and industry guidance. Where appropriate, the OCF may include a synthetic element relating to the costs incurred in underlying collective investment undertakings, where permitted by the Prospectus. The OCF is included in the Annual or Interim report and are calculated biannually.

Source performance data FE fundinfo, mid to mid, net income re-invested. This is net of expenses and tax. Data using prices as at 31.03.2024. UK Consumer Price Inflation figures quoted with a one month lag.

Dynamic Planner® is a registered trademark of Distribution Technology.

Rathbones Asset Management has achieved a Bronze Rating in the Mixed Assets – Balanced GBP sector by Citywire for their rolling risk-adjusted performance, across all management teams in the sector, over the period 31.12.2016 - 31.12.2023.